

Cup of Israel, Final | גביע המדינה, גמר
Holon | חולון
Ice Peaks | אייס פיקס
20/05/2026

Protocol | פרוטוקול

Cup of Israel 2026. Final

PANEL OF JUDGES

Officials

Technical Controller	Daria ALHAMOVA	RUS
Technical Specialist	Maxim SHIPOV	ISR
Assistant Technical Specialist	Soltan KOKOEV	RUS

Judges

Referee	Anna KANTOR	ISR
Judge No.1	Anna KANTOR	ISR
Judge No.2	Maria POSKACHEY	RUS
Judge No.3	Elizaveta MARKOVA	RUS

Cup of Israel 2026. Final

RESULTS


SENIOR WOMEN FINAL RESULT

Pl.	Name	Nation	Total Score	SP	FS
1	Maria DMITRIEVA Kfar Saba	KFA	131,71	1	1

Anna KANTOR ISR

Referee

Printed: 21.05.2026 10:32:11



Daria ALHAMOVA RUS

Technical Controller



SENIOR WOMEN

RESULT DETAILS SHORT PROGRAM

Pl.	Name	Nation	Total Segment Score =	Total Element Score +	Tot. Prog. Comp. Score * +	CO	PR		SS	Deduct.	
1	Maria DMITRIEVA	KFA	51.09	25.94	26.15	6.58	0.00	6.33	0.00	6.75	1.00

CO = Composition

* = factored score

Printed: 21.05.2026 10:32:04

PR = Presentation

SS = Skating Skills

Cup of Israel 2026. Final

SENIOR WOMEN SHORT PROGRAM

JUDGES DETAILS PER SKATER

Rank	Name	Nation	Starting Number	Total Segment Score	Total Element Score	Program Score (factored)	Total Component Score (factored)	Total Deductions
1	Maria DMITRIEVA	KFA	1	51.09	25.94		26.15	-1.00

#	Executed Elements	Info	Base Value	GOE	J1	J2	J3	J4	J5	J6	J7	J8	J9	Ref	Scores of Panel
1	3Lz+2T		7.20	0.79	1	1	2								7.99
2	2A		3.30	0.88	3	2	3								4.18
3	CCoSp2		2.50	0.25	1	1	1								2.75
4	3Fq	F	5.83 x	-2.65	-5	-5	-5								3.18
5	FCSp3		2.80	0.28	0	2	1								3.08
6	StSq2		2.60	0.26	1	1	1								2.86
7	LSp2		1.90	0.00	1	0	-1								1.90
			26.13												25.94
	Program Components			Factor											
	Composition			1.33	6.25	6.75	6.75								6.58
	Presentation			1.33	6.00	6.50	6.50								6.33
	Skating Skills			1.33	6.50	6.75	7.00								6.75
	Judges Total Program Component Score (factored)														26.15

Deductions	Falls: -1.00(1)	-1.00
-------------------	-----------------	--------------

x Credit for highlight distribution, base value multiplied by 1.1 F Fall q Jump landed on the quarter

printed: 21.05.2026 10:32:07

SENIOR WOMEN

RESULT DETAILS FREE SKATING

Pl.	Name	Nation	Total Segment Score =	Total Element Score +	Tot. Prog. Comp. Score * +	CO	PR	SS	Deduct.		
1	Maria DMITRIEVA	KFA	80.62	32.35	48.27	6.00	0.00	5.75	0.00	6.33	0.00

CO = Composition

* = factored score

Printed: 21.05.2026 10:37:53

PR = Presentation

SS = Skating Skills

Cup of Israel 2026. Final
SENIOR WOMEN FREE SKATING

JUDGES DETAILS PER SKATER

Rank	Name	Nation	Starting Number	Total Segment Score	Total Element Score	Total Program Component Score (factored)							Total Deductions
1	Maria DMITRIEVA	KFA	1	80.62	32.35	48.27							0.00

#	Executed Elements	Info	Base Value	GOE	J1	J2	J3	J4	J5	J6	J7	J8	J9	Ref	Scores of Panel
1	3Lz		5.90	-1.57	-4	-2	-2								4.33
2	3Lo		4.90	0.82	3	1	1								5.72
3	2F		1.80	0.06	1	0	0								1.86
4	1A		1.10	-0.04	0	-1	0								1.06
5	CCoSp2		2.50	0.08	0	1	0								2.58
6	2Lz		2.10	0.14	0	1	1								2.24
7	2S		1.30	0.04	0	0	1								1.34
8	1A		1.21 x	-0.04	-1	0	0								1.17
9	FCSp3		2.80	0.09	-1	2	0								2.89
10	StSq2		2.60	0.09	0	1	0								2.69
11	ChSq1		3.00	0.50	0	2	1								3.50
12	LSp4		2.70	0.27	1	2	0								2.97
			31.91												32.35
Program Components				Factor											
Composition				2.67	6.25	6.50	5.25								6.00
Presentation				2.67	5.75	6.25	5.25								5.75
Skating Skills				2.67	6.50	6.75	5.75								6.33
Judges Total Program Component Score (factored)															48.27

Deductions	0.00
-------------------	-------------

x Credit for highlight distribution, base value multiplied by 1.1

printed: 21.05.2026 10:37:57

Cup of Israel 2026. Final

RESULTS


JUNIOR MEN FINAL RESULT

Pl.	Name	Nation	Total Score	SP	FS
1	Kirill SHEIKO Eilat	EIL	187,43	1	1
2	Nikita SHEIKO Eilat	EIL	181,89	2	2
3	Itay SHEGELMAN Ice Dream	ICD	113,52	3	3

Anna KANTOR ISR

Referee

Printed: 21.05.2026 10:43:51



Daria ALHAMOVA RUS

Technical Controller



JUNIOR MEN

RESULT DETAILS SHORT PROGRAM

Pl.	Name	Nation	Total Segment Score =	Total Element Score +	Tot. Prog. Comp. Score * +	CO	PR	SS	Deduct.		
1	Kirill SHEIKO	EIL	62.86	31.12	31.74	6.42	0.00	6.17	0.00	6.42	0.00
2	Nikita SHEIKO	EIL	61.05	28.50	32.55	6.58	0.00	6.33	0.00	6.58	0.00
3	Itay SHEGELMAN	ICD	39.05	18.34	21.71	4.33	0.00	4.17	0.00	4.50	1.00

CO = Composition

* = factored score

Printed: 21.05.2026 10:43:43

PR = Presentation

SS = Skating Skills

Cup of Israel 2026. Final

JUNIOR MEN SHORT PROGRAM

JUDGES DETAILS PER SKATER

Rank	Name	Nation	Starting Number	Total Segment Score	Total Element Score	Total Program Component Score (factored)	Total Deductions
1	Kirill SHEIKO	EIL	2	62.86	31.12	31.74	0.00

#	Executed Elements	Info	Base Value	GOE	J1	J2	J3	J4	J5	J6	J7	J8	J9	Ref	Scores of Panel
1	2A		3.30	0.77	2	2	3								4.07
2	3Lz+3T		10.10	-0.59	-1	-1	-1								9.51
3	CCSp2		2.30	-0.15	0	-1	-1								2.15
4	3Lo		5.39 x	0.65	2	1	1								6.04
5	CCoSp4		3.50	0.12	0	1	0								3.62
6	FSSp2		2.30	0.31	2	1	1								2.61
7	StSq2		2.60	0.52	3	1	2								3.12
			29.49												31.12
	Program Components			Factor											
	Composition			1.67	6.50	6.75	6.00								6.42
	Presentation			1.67	6.25	6.50	5.75								6.17
	Skating Skills			1.67	6.75	6.50	6.00								6.42
	Judges Total Program Component Score (factored)														31.74

Deductions	0.00
-------------------	-------------

x Credit for highlight distribution, base value multiplied by 1.1

Rank	Name	Nation	Starting Number	Total Segment Score	Total Element Score	Total Program Component Score (factored)	Total Deductions
2	Nikita SHEIKO	EIL	3	61.05	28.50	32.55	0.00

#	Executed Elements	Info	Base Value	GOE	J1	J2	J3	J4	J5	J6	J7	J8	J9	Ref	Scores of Panel
1	2A		3.30	0.66	2	2	2								3.96
2	CCoSp3		3.00	0.00	-2	1	1								3.00
3	3Lz!+2T	!	7.20	-0.39	-1	-1	0								6.81
4	3Lo		5.39 x	-0.98	-2	-2	-2								4.41
5	StSq3		3.30	0.55	2	1	2								3.85
6	CCSp3		2.80	0.37	2	2	0								3.17
7	FSSp4		3.00	0.30	2	1	0								3.30
			27.99												28.50
	Program Components			Factor											
	Composition			1.67	7.00	6.75	6.00								6.58
	Presentation			1.67	6.50	6.50	6.00								6.33
	Skating Skills			1.67	7.00	6.75	6.00								6.58
	Judges Total Program Component Score (factored)														32.55

Deductions	0.00
-------------------	-------------

x Credit for highlight distribution, base value multiplied by 1.1 ! Not clear edge

Cup of Israel 2026. Final

JUNIOR MEN SHORT PROGRAM

JUDGES DETAILS PER SKATER

Rank	Name	Nation	Starting Number	Total Segment Score	Total Element Score	Total Program Component Score (factored)		Total Deductions
3	Itay SHEGELMAN	ICD	1	39.05	18.34	21.71		-1.00

#	Executed Elements	Info	Base Value	GOE	J1	J2	J3	J4	J5	J6	J7	J8	J9	Ref	Scores of Panel
1	3Lz+1T*	*	5.90	-2.95	-5	-5	-5								2.95
2	3Loq	F	4.90	-2.45	-5	-5	-5								2.45
3	CCoSp2		2.50	-0.08	-1	0	0								2.42
4	2A		3.63	x 0.11	0	0	1								3.74
5	StSq2		2.60	0.00	0	0	0								2.60
6	CCSp3		2.80	-0.84	-4	-3	-2								1.96
7	FSSp2		2.30	-0.08	0	-1	0								2.22
			24.63												18.34
Program Components				Factor											
Composition				1.67	4.00	4.50	4.50								4.33
Presentation				1.67	4.00	4.25	4.25								4.17
Skating Skills				1.67	4.25	4.50	4.75								4.50
Judges Total Program Component Score (factored)															21.71

Deductions	Falls: -1.00	-1.00
-------------------	--------------	--------------

* Invalid element x Credit for highlight distribution, base value multiplied by 1.1 F Fall q Jump landed on the quarter

JUNIOR MEN

RESULT DETAILS FREE SKATING

Pl.	Name	Nation	Total Segment Score =	Total Element Score +	Tot. Prog. Comp. Score * +	CO	PR	SS	Deduct.		
1	Kirill SHEIKO	EIL	124.57	60.77	63.80	6.33	0.00	6.25	0.00	6.58	0.00
2	Nikita SHEIKO	EIL	120.84	54.54	66.30	6.58	0.00	6.50	0.00	6.83	0.00
3	Itay SHEGELMAN	ICD	74.47	32.51	44.96	4.50	0.00	4.33	0.00	4.67	3.00

CO = Composition

* = factored score

Printed: 21.05.2026 10:49:33

PR = Presentation

SS = Skating Skills

Cup of Israel 2026. Final

JUNIOR MEN FREE SKATING

JUDGES DETAILS PER SKATER

Rank	Name	Nation	Starting Number	Total Segment Score	Total Element Score	Program Score (factored)	Total Component Score (factored)	Total Deductions
1	Kirill SHEIKO	EIL	3	124.57	60.77		63.80	0.00

#	Executed Elements	Info	Base Value	GOE	J1	J2	J3	J4	J5	J6	J7	J8	J9	Ref	Scores of Panel	
1	2A		3.30	0.55	2	2	1								3.85	
2	3S		4.30	0.72	2	1	2								5.02	
3	3Lz+1Eu+3F		11.70	0.20	1	0	0								11.90	
4	FSSp4		3.00	0.40	2	1	1								3.40	
5	3F		5.30	0.71	2	1	1								6.01	
6	3Lo+2A+SEQ		9.02	x 0.49	1	1	1								9.51	
7	CCoSp2		2.50	0.00	1	-1	0								2.50	
8	3Tq	q	4.62	x -0.70	-2	-2	-1								3.92	
9	3Lz+2T		7.92	x 0.00	0	0	0								7.92	
10	ChSq1		3.00	0.33	0	1	1								3.33	
11	FCSp4		3.20	0.21	0	1	1								3.41	
			57.86												60.77	
Program Components			Factor													
Composition				3.33	6.50	6.25	6.25								6.33	
Presentation				3.33	6.50	6.50	5.75								6.25	
Skating Skills				3.33	7.00	6.50	6.25								6.58	
Judges Total Program Component Score (factored)													63.80			

Deductions	Total Deductions
	0.00

x Credit for highlight distribution, base value multiplied by 1.1 q Jump landed on the quarter

Rank	Name	Nation	Starting Number	Total Segment Score	Total Element Score	Program Score (factored)	Total Component Score (factored)	Total Deductions
2	Nikita SHEIKO	EIL	2	120.84	54.54		66.30	0.00

#	Executed Elements	Info	Base Value	GOE	J1	J2	J3	J4	J5	J6	J7	J8	J9	Ref	Scores of Panel	
1	2A		3.30	0.33	1	1	1								3.63	
2	3Lo+2T		6.20	0.49	1	1	1								6.69	
3	3S		4.30	0.57	2	1	1								4.87	
4	3Lz+2T		7.20	0.59	1	1	1								7.79	
5	FCSp4		3.20	0.64	3	2	1								3.84	
6	CCoSp3		3.00	0.10	0	1	0								3.10	
7	3Lz!+2A+SEQ	!	10.12	x 0.20	1	0	0								10.32	
8	3F		5.83	x 0.71	2	1	1								6.54	
9	ChSq1		3.00	0.83	3	1	1								3.83	
10	1Lo		0.55	x -0.02	0	0	-1								0.53	
11	CSSp4		3.00	0.40	2	2	0								3.40	
			49.70												54.54	
Program Components			Factor													
Composition				3.33	7.00	6.50	6.25								6.58	
Presentation				3.33	6.75	6.75	6.00								6.50	
Skating Skills				3.33	7.25	6.75	6.50								6.83	
Judges Total Program Component Score (factored)													66.30			

Deductions	Total Deductions
	0.00

x Credit for highlight distribution, base value multiplied by 1.1 ! Not clear edge

Cup of Israel 2026. Final

JUNIOR MEN FREE SKATING

JUDGES DETAILS PER SKATER

Rank	Name	Nation	Starting Number	Total Segment Score	Total Element Score	Program Score (factored)	Total Component Score (factored)	Total Deductions
3	Itay SHEGELMAN	ICD	1	74.47	32.51		44.96	-3.00

#	Executed Elements	Info	Base Value	GOE	J1	J2	J3	J4	J5	J6	J7	J8	J9	Ref	Scores of Panel
1	3Lz+2A+SEQ		9.20	-1.77	-3	-3	-3								7.43
2	3Lo+2T		6.20	-0.16	0	0	-1								6.04
3	CCoSp2V	nS	1.88	-0.19	-2	-1	0								1.69
4	3Fq	q	5.30	-1.06	-2	-2	-2								4.24
5	3Lz<<	F	2.10	-1.05	-5	-5	-5								1.05
6	3Lo<<	F	1.87	x -0.85	-5	-5	-5								1.02
7	ChSq1		3.00	0.00	0	0	0								3.00
8	FCSp2		2.30	-0.23	-3	0	0								2.07
9	2A	F	3.63	x -1.65	-5	-5	-5								1.98
10	CSSp2		2.30	-0.23	-3	0	0								2.07
11	2F		1.98	x -0.06	-1	0	0								1.92
			39.76												32.51
Program Components				Factor											
Composition				3.33	4.25	4.25	5.00								4.50
Presentation				3.33	4.00	4.00	5.00								4.33
Skating Skills				3.33	4.25	4.50	5.25								4.67
Judges Total Program Component Score (factored)															44.96

Deductions	Falls: -3.00	-3.00
-------------------	--------------	--------------

<< Downgraded jump x Credit for highlight distribution, base value multiplied by 1.1 F Fall q Jump landed on the quarter

printed: 21.05.2026 10:49:37

Cup of Israel 2026. Final

RESULTS


JUNIOR WOMEN FINAL RESULT

Pl.	Name	Nation	Total Score	SP	FS
1	Izabella KIRILLOVA Ice Peaks Holon	IPH	114,19	2	1
2	Nikol KUPERMAN Ice Peaks Holon	IPH	109,78	1	2
3	Ela NURMANOV Ice Dream	ICD	96,78	3	3
4	Anastasia FREIFELD Ice Peaks Holon	IPH	77,23	4	4
Withdrawn					
	Simona TKACHMAN Ice Academy	ACA			

Anna KANTOR ISR

Referee

Printed: 21.05.2026 10:55:32



Daria ALHAMOVA RUS

Technical Controller



JUNIOR WOMEN

RESULT DETAILS SHORT PROGRAM

Pl.	Name	Nation	Total Segment Score =	Total Element Score +	Tot. Prog. Comp. Score * +	CO	PR	SS	Deduct.		
1	Nikol KUPERMAN	IPH	39.94	20.55	19.39	4.83	0.00	4.67	0.00	5.08	0.00
2	Izabella KIRILLOVA	IPH	38.01	19.62	19.39	4.92	0.00	4.58	0.00	5.08	1.00
3	Ela NURMANOV	ICD	35.84	18.10	17.74	4.50	0.00	4.33	0.00	4.50	0.00
4	Anastasia FREIFELD	IPH	26.02	11.17	16.85	4.33	0.00	3.92	0.00	4.42	2.00

CO = Composition

* = factored score

Printed: 21.05.2026 10:55:24

PR = Presentation

SS = Skating Skills

Cup of Israel 2026. Final

JUNIOR WOMEN SHORT PROGRAM

JUDGES DETAILS PER SKATER

Rank	Name	Nation	Starting Number	Total Segment Score	Total Element Score	Total Program Component Score (factored)	Total Deductions
1	Nikol KUPERMAN	IPH	3	39.94	20.55	19.39	0.00

#	Executed Elements	Info	Base Value	GOE	J1	J2	J3	J4	J5	J6	J7	J8	J9	Ref	Scores of Panel
1	LSp4		2.70	0.63	3	2	2								3.33
2	3Tq+2T	q	5.50	-0.70	-2	-2	-1								4.80
3	2A<<	<<	1.10	-0.37	-3	-3	-4								0.73
4	FSSp4		3.00	0.40	2	1	1								3.40
5	2Lo		1.87	x 0.17	1	1	1								2.04
6	StSq2		2.60	0.35	2	1	1								2.95
7	CCoSp3		3.00	0.30	1	1	1								3.30
			19.77												20.55
Program Components				Factor											
	Composition			1.33	4.50	4.75	5.25								4.83
	Presentation			1.33	4.50	4.75	4.75								4.67
	Skating Skills			1.33	4.75	5.00	5.50								5.08
Judges Total Program Component Score (factored)															19.39

Deductions		0.00
-------------------	--	-------------

<< Downgraded jump x Credit for highlight distribution, base value multiplied by 1.1 q Jump landed on the quarter

Rank	Name	Nation	Starting Number	Total Segment Score	Total Element Score	Total Program Component Score (factored)	Total Deductions
2	Izabella KIRILLOVA	IPH	4	38.01	19.62	19.39	-1.00

#	Executed Elements	Info	Base Value	GOE	J1	J2	J3	J4	J5	J6	J7	J8	J9	Ref	Scores of Panel
1	3Lz<<+2T	<<	3.40	-0.70	-3	-3	-4								2.70
2	2A	F	3.30	-1.65	-5	-5	-5								1.65
3	FSSp3		2.60	0.00	0	0	0								2.60
4	2Lo		1.87	x 0.17	1	1	1								2.04
5	StSq3		3.30	0.33	1	1	1								3.63
6	CCoSp4		3.50	0.35	1	1	1								3.85
7	LSp4		2.70	0.45	2	1	2								3.15
			20.67												19.62
Program Components				Factor											
	Composition			1.33	4.50	4.75	5.50								4.92
	Presentation			1.33	4.25	4.50	5.00								4.58
	Skating Skills			1.33	4.75	5.00	5.50								5.08
Judges Total Program Component Score (factored)															19.39

Deductions	Falls: -1.00	-1.00
-------------------	--------------	--------------

<< Downgraded jump x Credit for highlight distribution, base value multiplied by 1.1 F Fall

Cup of Israel 2026. Final

JUNIOR WOMEN SHORT PROGRAM

JUDGES DETAILS PER SKATER

Rank	Name	Nation	Starting Number	Total Segment Score	Total Element Score	Total Program Component Score (factored)	Total Deductions
3	Ela NURMANOV	ICD	2	35.84	18.10	17.74	0.00

#	Executed Elements	Info	Base Value	GOE	J1	J2	J3	J4	J5	J6	J7	J8	J9	Ref	Scores of Panel
1	StSq1		1.80	0.00	0	0	0								1.80
2	2A		3.30	0.22	0	1	1								3.52
3	2Lz+2T		3.40	0.14	0	1	1								3.54
4	FSSp4		3.00	-0.40	-3	0	-1								2.60
5	CSp3		2.30	0.08	0	1	0								2.38
6	2Lo		1.87	x -0.11	-2	0	0								1.76
7	CCoSp3		3.00	-0.50	-2	-2	-1								2.50
			18.67												18.10
	Program Components			Factor											
	Composition			1.33	4.25	4.50	4.75								4.50
	Presentation			1.33	4.00	4.50	4.50								4.33
	Skating Skills			1.33	4.25	4.50	4.75								4.50
	Judges Total Program Component Score (factored)														17.74

Deductions															0.00
-------------------	--	--	--	--	--	--	--	--	--	--	--	--	--	--	-------------

x Credit for highlight distribution, base value multiplied by 1.1

Rank	Name	Nation	Starting Number	Total Segment Score	Total Element Score	Total Program Component Score (factored)	Total Deductions
4	Anastasia FREIFELD	IPH	1	26.02	11.17	16.85	-2.00

#	Executed Elements	Info	Base Value	GOE	J1	J2	J3	J4	J5	J6	J7	J8	J9	Ref	Scores of Panel
1	3S<+1T*	*	3.44	-1.72	-5	-5	-5								1.72
2	LSp3		2.40	0.08	-1	1	1								2.48
3	3Lo<<	F	1.70	-0.85	-5	-5	-5								0.85
4	FSSp2		2.30	-0.08	-1	1	-1								2.22
5	2A<<	F	1.21	x -0.55	-5	-5	-5								0.66
6	StSq1		1.80	0.00	0	0	0								1.80
7	CCoSp2V	nU	1.88	-0.44	-3	-2	-2								1.44
			14.73												11.17
	Program Components			Factor											
	Composition			1.33	4.25	4.25	4.50								4.33
	Presentation			1.33	3.75	4.00	4.00								3.92
	Skating Skills			1.33	4.00	4.50	4.75								4.42
	Judges Total Program Component Score (factored)														16.85

Deductions	Falls: -2.00														-2.00
-------------------	--------------	--	--	--	--	--	--	--	--	--	--	--	--	--	--------------

< Under-rotated jump << Downgraded jump * Invalid element x Credit for highlight distribution, base value multiplied by 1.1 F Fall

printed: 21.05.2026 10:55:28

JUNIOR WOMEN

RESULT DETAILS FREE SKATING

Pl.	Name	Nation	Total Segment Score =	Total Element Score +	Tot. Prog. Comp. Score * +	CO	PR	SS	Deduct.		
1	Izabella KIRILLOVA	IPH	76.18	36.58	39.60	4.92	0.00	4.83	0.00	5.08	0.00
2	Nikol KUPERMAN	IPH	69.84	30.55	40.29	5.00	0.00	4.92	0.00	5.17	1.00
3	Ela NURMANOV	ICD	60.94	28.66	32.28	4.00	0.00	3.92	0.00	4.17	0.00
4	Anastasia FREIFELD	IPH	51.21	20.26	32.95	4.17	0.00	3.92	0.00	4.25	2.00

CO = Composition

* = factored score

Printed: 21.05.2026 11:01:13

PR = Presentation

SS = Skating Skills

Cup of Israel 2026. Final

JUNIOR WOMEN FREE SKATING

JUDGES DETAILS PER SKATER

Rank	Name	Nation	Starting Number	Total Segment Score	Total Element Score	Total Program Component Score (factored)	Total Deductions
1	Izabella KIRILLOVA	IPH	3	76.18	36.58	39.60	0.00

#	Executed Elements	Info	Base Value	GOE	J1	J2	J3	J4	J5	J6	J7	J8	J9	Ref	Scores of Panel
1	3Lz<<	<<	2.10	-0.98	-5	-5	-4								1.12
2	3S		4.30	0.00	1	0	-1								4.30
3	2A		3.30	0.22	1	1	0								3.52
4	2A<	<	2.64	-0.97	-4	-4	-3								1.67
5	CCoSp4		3.50	0.47	2	1	1								3.97
6	2Lz+2T		3.74	x 0.14	0	1	1								3.88
7	2Lo+2T		3.30	x 0.17	1	1	1								3.47
8	2Lz+1Eu+2S		4.29	x 0.07	0	1	0								4.36
9	FCCoSp4		3.50	0.23	1	0	1								3.73
10	ChSq1		3.00	0.50	1	1	1								3.50
11	LSp4		2.70	0.36	2	1	1								3.06
			36.37												36.58
Program Components				Factor											
Composition				2.67	5.00	4.25	5.50								4.92
Presentation				2.67	4.75	4.50	5.25								4.83
Skating Skills				2.67	5.00	4.50	5.75								5.08
Judges Total Program Component Score (factored)															39.60

Deductions	0.00
-------------------	-------------

< Under-rotated jump << Downgraded jump x Credit for highlight distribution, base value multiplied by 1.1

Rank	Name	Nation	Starting Number	Total Segment Score	Total Element Score	Total Program Component Score (factored)	Total Deductions
2	Nikol KUPERMAN	IPH	4	69.84	30.55	40.29	-1.00

#	Executed Elements	Info	Base Value	GOE	J1	J2	J3	J4	J5	J6	J7	J8	J9	Ref	Scores of Panel
1	LSp4		2.70	0.45	3	1	1								3.15
2	3T<	F	3.36	-1.68	-5	-5	-5								1.68
3	2A<<	<<	1.10	-0.37	-3	-3	-4								0.73
4	2Lz+2A<<+2T+SEQ	<<	4.50	-0.70	-3	-3	-4								3.80
5	FCSp4		3.20	0.43	2	1	1								3.63
6	ChSq1		3.00	0.67	2	1	1								3.67
7	2Lz!q+2Lo<	!	3.46	-0.98	-5	-4	-5								2.48
8	2Lo		1.87	x 0.06	0	1	0								1.93
9	CCoSp4		3.50	0.35	1	1	1								3.85
10	2F+2T		3.41	x 0.12	1	0	1								3.53
11	2F		1.98	x 0.12	1	1	0								2.10
			32.08												30.55
Program Components				Factor											
Composition				2.67	4.50	4.75	5.75								5.00
Presentation				2.67	4.50	4.75	5.50								4.92
Skating Skills				2.67	4.75	5.00	5.75								5.17
Judges Total Program Component Score (factored)															40.29

Deductions	Falls: -1.00	-1.00
-------------------	--------------	--------------

< Under-rotated jump << Downgraded jump x Credit for highlight distribution, base value multiplied by 1.1 ! Not clear edge F Fall q Jump landed on the quarter

Cup of Israel 2026. Final

JUNIOR WOMEN FREE SKATING

JUDGES DETAILS PER SKATER

Rank	Name	Nation	Starting Number	Total Segment Score	Total Element Score	Total Program Component Score (factored)	Total Deductions
3	Ela NURMANOV	ICD	2	60.94	28.66	32.28	0.00

#	Executed Elements	Info	Base Value	GOE	J1	J2	J3	J4	J5	J6	J7	J8	J9	Ref	Scores of Panel
1	2A+2T		4.60	-0.11	-1	0	0								4.49
2	2A		3.30	-0.33	-1	0	-2								2.97
3	CSp3		2.30	0.15	1	1	0								2.45
4	2S		1.30	0.09	0	1	1								1.39
5	2Lz+1A+1Lo+SEQ		3.70	-0.14	-1	0	-1								3.56
6	ChSq1		3.00	0.33	0	1	1								3.33
7	FSSp3		2.60	-0.43	-3	-1	-1								2.17
8	1F		0.55	x -0.03	-1	-1	0								0.52
9	2F+1Lo		2.53	x -0.06	-1	0	0								2.47
10	2Lz		2.31	x 0.00	0	0	0								2.31
11	CCoSp3		3.00	0.00	0	0	0								3.00
			29.19												28.66
Program Components				Factor											
Composition				2.67	4.00	4.25	3.75								4.00
Presentation				2.67	4.00	4.25	3.50								3.92
Skating Skills				2.67	4.25	4.25	4.00								4.17
Judges Total Program Component Score (factored)															32.28

Deductions		0.00
-------------------	--	-------------

x Credit for highlight distribution, base value multiplied by 1.1

Rank	Name	Nation	Starting Number	Total Segment Score	Total Element Score	Total Program Component Score (factored)	Total Deductions
4	Anastasia FREIFELD	IPH	1	51.21	20.26	32.95	-2.00

#	Executed Elements	Info	Base Value	GOE	J1	J2	J3	J4	J5	J6	J7	J8	J9	Ref	Scores of Panel
1	3S<<	F	1.30	-0.65	-5	-5	-5								0.65
2	2F+1Eu+2S		3.60	0.06	0	0	1								3.66
3	CCoSp		0.00	0.00	-	-	-								0.00
4	2Lz		2.10	-0.21	-1	-1	-1								1.89
5	3Lo<<	<<	1.70	-0.85	-5	-5	-5								0.85
6	2F+2T		3.41	x -0.06	0	-1	0								3.35
7	ChSq1		3.00	0.00	0	0	0								3.00
8	2Lo		1.87	x 0.06	0	0	1								1.93
9	2A<<	F	1.21	x -0.55	-5	-5	-5								0.66
10	LSp3		2.40	0.00	0	0	0								2.40
11	FSSp1		2.00	-0.13	-1	0	-1								1.87
			22.59												20.26
Program Components				Factor											
Composition				2.67	4.25	4.25	4.00								4.17
Presentation				2.67	3.75	4.00	4.00								3.92
Skating Skills				2.67	4.00	4.50	4.25								4.25
Judges Total Program Component Score (factored)															32.95

Deductions	Falls: -2.00	-2.00
-------------------	--------------	--------------

<< Downgraded jump x Credit for highlight distribution, base value multiplied by 1.1 F Fall

printed: 21.05.2026 11:01:18

Cup of Israel 2026. Final

RESULTS


ADVANCED NOVICE GIRLS FINAL RESULT

Pl.	Name	Nation	Total Score	SP	FS
1	Talia GEFTAR Kfar Saba	KFA	79,81	1	1
2	Shaked PINCHAS Eilat	EIL	72,24	3	3
3	Evelina FAINBURG Ice Dream	ICD	71,67	5	2
4	Shahaf PINCHAS Eilat	EIL	69,69	2	4
5	Yardena BOLSHOV Ice Dream	ICD	62,53	4	5

Anna KANTOR ISR

Referee

Printed: 21.05.2026 11:07:10



Daria ALHAMOVA RUS

Technical Controller



ADVANCED NOVICE GIRLS

RESULT DETAILS SHORT PROGRAM

Pl.	Name	Nation	Total Segment Score =	Total Element Score +	Tot. Prog. Comp. Score * +	CO	PR	SS	Deduct.		
1	Talia GEFTAR	KFA	25.82	12.54	13.28	4.08	0.00	4.00	0.00	4.33	0.00
2	Shahaf PINCHAS	EIL	25.60	12.67	12.93	4.00	0.00	3.83	0.00	4.25	0.00
3	Shaked PINCHAS	EIL	25.36	12.79	12.57	3.92	0.00	3.75	0.00	4.08	0.00
4	Yardena BOLSHOV	ICD	23.56	12.59	10.97	3.58	0.00	3.25	0.00	3.42	0.00
5	Evelina FAINBURG	ICD	22.71	10.85	11.86	3.83	0.00	3.58	0.00	3.67	0.00

CO = Composition

* = factored score

Printed: 21.05.2026 11:07:02

PR = Presentation

SS = Skating Skills

Cup of Israel 2026. Final

ADVANCED NOVICE GIRLS SHORT PROGRAM

JUDGES DETAILS PER SKATER

Rank	Name	Nation	Starting Number	Total Segment Score	Total Element Score	Program Component Score (factored)	Total Deductions
1	Talia GEFTAR	KFA	5	25.82	12.54	13.28	0.00

#	Executed Elements	Info	Base Value	GOE	J1	J2	J3	J4	J5	J6	J7	J8	J9	Ref	Scores of Panel
1	2A<	<	2.64	-0.97	-3	-4	-4								1.67
2	3S<<	<<	1.30	-0.61	-4	-5	-5								0.69
3	CCoSp3		3.00	0.20	2	0	0								3.20
4	StSq1		1.80	0.18	2	1	0								1.98
5	2F+2Lo		3.50	-0.36	-2	-2	-2								3.14
6	CSp2		1.80	0.06	0	1	0								1.86
			14.04												12.54
Program Components				Factor											
Composition				1.07	4.25	4.25	3.75								4.08
Presentation				1.07	4.25	4.25	3.50								4.00
Skating Skills				1.07	4.75	4.50	3.75								4.33
Judges Total Program Component Score (factored)															13.28

Deductions	0.00
-------------------	-------------

< Under-rotated jump << Downgraded jump

Rank	Name	Nation	Starting Number	Total Segment Score	Total Element Score	Program Component Score (factored)	Total Deductions
2	Shahaf PINCHAS	EIL	4	25.60	12.67	12.93	0.00

#	Executed Elements	Info	Base Value	GOE	J1	J2	J3	J4	J5	J6	J7	J8	J9	Ref	Scores of Panel
1	2Lz+2Loq	q	3.80	-0.56	-3	-2	-3								3.24
2	2A<<	F	1.10	-0.55	-5	-5	-5								0.55
3	CCoSp3		3.00	0.20	1	1	0								3.20
4	2F		1.80	0.12	1	1	0								1.92
5	StSq1		1.80	0.12	1	1	0								1.92
6	LSp2		1.90	-0.06	0	0	-1								1.84
			13.40												12.67
Program Components				Factor											
Composition				1.07	4.25	4.25	3.50								4.00
Presentation				1.07	4.00	4.00	3.50								3.83
Skating Skills				1.07	4.50	4.25	4.00								4.25
Judges Total Program Component Score (factored)															12.93

Deductions	0.00
-------------------	-------------

<< Downgraded jump F Fall q Jump landed on the quarter

Rank	Name	Nation	Starting Number	Total Segment Score	Total Element Score	Program Component Score (factored)	Total Deductions
3	Shaked PINCHAS	EIL	2	25.36	12.79	12.57	0.00

#	Executed Elements	Info	Base Value	GOE	J1	J2	J3	J4	J5	J6	J7	J8	J9	Ref	Scores of Panel
1	2Lzq+2Lo	q	3.80	-0.42	-2	-2	-2								3.38
2	2A<<	<<	1.10	-0.51	-5	-4	-5								0.59
3	LSp3		2.40	0.00	0	0	0								2.40
4	2F!	!	1.80	-0.18	-1	-1	-1								1.62
5	StSq1		1.80	0.00	0	0	0								1.80
6	CCoSp3		3.00	0.00	0	0	0								3.00
			13.90												12.79
Program Components				Factor											
Composition				1.07	4.00	4.00	3.75								3.92
Presentation				1.07	3.75	4.00	3.50								3.75
Skating Skills				1.07	4.00	4.25	4.00								4.08
Judges Total Program Component Score (factored)															12.57

Deductions	0.00
-------------------	-------------

<< Downgraded jump ! Not clear edge q Jump landed on the quarter

Cup of Israel 2026. Final

ADVANCED NOVICE GIRLS SHORT PROGRAM

JUDGES DETAILS PER SKATER

Rank	Name	Nation	Starting Number	Total Segment Score	Total Element Score	Program Score (factored)	Total Component Score (factored)	Total Deductions
4	Yardena BOLSHOV	ICD	1	23.56	12.59		10.97	0.00

#	Executed Elements	Info	Base Value	GOE	J1	J2	J3	J4	J5	J6	J7	J8	J9	Ref	Scores of Panel
1	2F+2Loq	q	3.50	-0.78	-5	-4	-4								2.72
2	2Lz		2.10	-0.07	-1	0	0								2.03
3	CCoSp3		3.00	-0.10	-3	1	1								2.90
4	1A		1.10	-0.04	-2	0	1								1.06
5	StSqB		1.50	0.00	0	0	0								1.50
6	CSp3		2.30	0.08	0	1	0								2.38
			13.50												12.59
	Program Components			Factor											
	Composition			1.07	3.25	4.00	3.50								3.58
	Presentation			1.07	3.00	3.50	3.25								3.25
	Skating Skills			1.07	3.00	3.75	3.50								3.42
	Judges Total Program Component Score (factored)														10.97

Deductions	0.00
-------------------	-------------

q Jump landed on the quarter

Rank	Name	Nation	Starting Number	Total Segment Score	Total Element Score	Program Score (factored)	Total Component Score (factored)	Total Deductions
5	Evelina FAINBURG	ICD	3	22.71	10.85		11.86	0.00

#	Executed Elements	Info	Base Value	GOE	J1	J2	J3	J4	J5	J6	J7	J8	J9	Ref	Scores of Panel
1	1A		1.10	0.07	0	1	1								1.17
2	CSp3		2.30	-0.15	-2	0	0								2.15
3	2F+2Lo<<	<<	2.30	-0.78	-4	-4	-5								1.52
4	2Lz		2.10	0.00	0	0	0								2.10
5	StSq1		1.80	-0.06	0	-1	0								1.74
6	CCoSp2		2.50	-0.33	-2	-2	0								2.17
			12.10												10.85
	Program Components			Factor											
	Composition			1.07	4.00	4.00	3.50								3.83
	Presentation			1.07	3.50	3.75	3.50								3.58
	Skating Skills			1.07	3.75	4.00	3.25								3.67
	Judges Total Program Component Score (factored)														11.86

Deductions	0.00
-------------------	-------------

<< Downgraded jump

printed: 21.05.2026 11:07:06

ADVANCED NOVICE GIRLS

RESULT DETAILS FREE SKATING

Pl.	Name	Nation	Total Segment Score =	Total Element Score +	Tot. Prog. Comp. Score * +	CO	PR	SS	Deduct.		
1	Talia GEFTAR	KFA	53.99	24.33	29.66	4.67	0.00	4.50	0.00	4.75	0.00
2	Evelina FAINBURG	ICD	48.96	22.87	26.09	4.25	0.00	3.92	0.00	4.08	0.00
3	Shaked PINCHAS	EIL	46.88	21.68	25.20	4.00	0.00	3.83	0.00	4.00	0.00
4	Shahaf PINCHAS	EIL	44.09	18.70	25.39	4.00	0.00	3.75	0.00	4.17	0.00
5	Yardena BOLSHOV	ICD	38.97	16.79	22.18	3.58	0.00	3.25	0.00	3.58	0.00

CO = Composition

* = factored score

Printed: 21.05.2026 11:12:50

PR = Presentation

SS = Skating Skills

Cup of Israel 2026. Final

ADVANCED NOVICE GIRLS FREE SKATING

JUDGES DETAILS PER SKATER

Rank	Name	Nation	Starting Number	Total Segment Score	Total Element Score	Program Component Score (factored)	Total Deductions
1	Talia GEFTAR	KFA	5	53.99	24.33 B	29.66	0.00

#	Executed Elements	Info	Base Value	GOE	J1	J2	J3	J4	J5	J6	J7	J8	J9	Ref	Scores of Panel
1	2A<	<	2.64	-0.62	-2	-2	-3								2.02
2	3S<<	F	1.30	-0.65	-5	-5	-5								0.65
3	2Lz+2Aq+1A+SEQ		6.50	-0.55	-1	-2	-2								5.95
4	FSSp2		2.30	0.23	1	1	1								2.53
5	ChSq1		3.00	0.67	2	1	1								3.67
6	2F		1.80	0.18	2	1	0								1.98
7	2Lzq+2T	q	3.40	-0.42	-2	-2	-2								2.98
8	2F		1.80	0.00	0	0	0								1.80
9	CCoSp2V	nC	1.88	-0.13	-1	-1	0								1.75
			24.62												24.33
	Program Components			Factor											
	Composition			2.13	5.25	4.25	4.50								4.67
	Presentation			2.13	5.00	4.25	4.25								4.50
	Skating Skills			2.13	5.25	4.50	4.50								4.75
	Judges Total Program Component Score (factored)														29.66

Deductions	0.00
-------------------	-------------

< Under-rotated jump << Downgraded jump F Fall q Jump landed on the quarter

Rank	Name	Nation	Starting Number	Total Segment Score	Total Element Score	Program Component Score (factored)	Total Deductions
2	Evelina FAINBURG	ICD	1	48.96	22.87	26.09	0.00

#	Executed Elements	Info	Base Value	GOE	J1	J2	J3	J4	J5	J6	J7	J8	J9	Ref	Scores of Panel
1	2F+2Lo		3.50	0.06	1	0	0								3.56
2	2Lz+2T+1A+SEQ		4.50	0.00	0	0	0								4.50
3	CCoSp2		2.50	-0.17	-1	0	-1								2.33
4	2S		1.30	0.04	0	0	1								1.34
5	ChSq1		3.00	0.17	0	0	1								3.17
6	1A		1.10	0.04	0	1	0								1.14
7	2F		1.80	0.00	0	0	0								1.80
8	2Lz		2.10	0.07	1	0	0								2.17
9	FSSp3		2.60	0.26	1	1	1								2.86
			22.40												22.87
	Program Components			Factor											
	Composition			2.13	4.25	4.00	4.50								4.25
	Presentation			2.13	4.00	3.75	4.00								3.92
	Skating Skills			2.13	4.00	4.00	4.25								4.08
	Judges Total Program Component Score (factored)														26.09

Deductions	0.00
-------------------	-------------

Cup of Israel 2026. Final

ADVANCED NOVICE GIRLS FREE SKATING

JUDGES DETAILS PER SKATER

Rank	Name	Nation	Starting Number	Total Segment Score	Total Element Score	Total Program Component Score (factored)	Total Deductions
3	Shaked PINCHAS	EIL	3	46.88	21.68	25.20	0.00

#	Executed Elements	Info	Base Value	GOE	J1	J2	J3	J4	J5	J6	J7	J8	J9	Ref	Scores of Panel
1	2S+2T+1A+SEQ		3.70	0.04	0	1	0								3.74
2	2Lzq+2Lo<	q	3.46	-0.84	-4	-4	-4								2.62
3	1A		1.10	0.04	0	1	0								1.14
4	FSSp2		2.30	0.15	1	1	0								2.45
5	2Lzq	q	2.10	-0.42	-2	-2	-2								1.68
6	2F		1.80	0.00	0	0	0								1.80
7	ChSq1		3.00	0.33	0	1	1								3.33
8	2F!	!	1.80	-0.18	-1	-1	-1								1.62
9	CCoSp3		3.00	0.30	2	1	0								3.30
			22.26												21.68
Program Components			Factor												
Composition			2.13		4.25	4.25	3.50								4.00
Presentation			2.13		4.00	4.00	3.50								3.83
Skating Skills			2.13		4.25	4.00	3.75								4.00
Judges Total Program Component Score (factored)															25.20

Deductions	0.00
-------------------	-------------

< Under-rotated jump ! Not clear edge q Jump landed on the quarter

Rank	Name	Nation	Starting Number	Total Segment Score	Total Element Score	Total Program Component Score (factored)	Total Deductions
4	Shahaf PINCHAS	EIL	4	44.09	18.70	25.39	0.00

#	Executed Elements	Info	Base Value	GOE	J1	J2	J3	J4	J5	J6	J7	J8	J9	Ref	Scores of Panel
1	2S+2T+1A+SEQ		3.70	0.09	0	1	1								3.79
2	2Lz	F	2.10	-1.05	-5	-5	-5								1.05
3	A		0.00	0.00	-	-	-								0.00
4	CCoSp3		3.00	0.10	0	1	0								3.10
5	1F		0.50	0.00	0	0	0								0.50
6	1Lz		0.60	0.00	0	0	0								0.60
7	ChSq1		3.00	0.33	0	1	1								3.33
8	2F+2Lo		3.50	0.06	0	1	0								3.56
9	FSSp3		2.60	0.17	0	1	1								2.77
			19.00												18.70
Program Components			Factor												
Composition			2.13		3.75	4.25	4.00								4.00
Presentation			2.13		3.50	4.00	3.75								3.75
Skating Skills			2.13		4.25	4.25	4.00								4.17
Judges Total Program Component Score (factored)															25.39

Deductions	0.00
-------------------	-------------

F Fall

Cup of Israel 2026. Final

ADVANCED NOVICE GIRLS FREE SKATING

JUDGES DETAILS PER SKATER

Rank	Name	Nation	Starting Number	Total Segment Score	Total Element Score	Program Component Score (factored)	Total Deductions
5	Yardena BOLSHOV	ICD	2	38.97	16.79	22.18	0.00

#	Executed Elements	Info	Base Value	GOE	J1	J2	J3	J4	J5	J6	J7	J8	J9	Ref	Scores of Panel
1	1Lz		0.60	-0.02	-1	0	0								0.58
2	2Fq+2Lo<+1A+SEQ	q	4.26	-0.78	-4	-5	-4								3.48
3	CCoSp2		2.50	-0.08	-1	0	0								2.42
4	1A		1.10	0.00	0	0	0								1.10
5	2Lz+2T		3.40	-0.07	-1	0	0								3.33
6	2F<	<	1.44	-0.38	-3	-2	-3								1.06
7	1S		0.40	-0.08	-2	-1	-3								0.32
8	ChSq1		3.00	0.17	0	1	0								3.17
9	FSSp1		2.00	-0.67	-4	-3	-3								1.33
			18.70												16.79
	Program Components			Factor											
	Composition			2.13	3.50	3.75	3.50								3.58
	Presentation			2.13	3.00	3.50	3.25								3.25
	Skating Skills			2.13	3.25	3.75	3.75								3.58
	Judges Total Program Component Score (factored)														22.18

Deductions	0.00
-------------------	-------------

< Under-rotated jump q Jump landed on the quarter

printed: 21.05.2026 11:12:54

Cup of Israel 2026. Final

RESULTS


INTERMEDIATE NOVICE BOYS FINAL RESULT

Pl. Name	Nation	Total Score	FS
1 Alon VIGAL Ice Dream	ICD	42,29	1

Anna KANTOR ISR

Referee

Printed: 21.05.2026 11:12:58



Daria ALHAMOVA RUS

Technical Controller



INTERMEDIATE NOVICE BOYS

RESULT DETAILS FREE SKATING

Pl.	Name	Nation	Total Segment Score =	Total Element Score +	Tot. Prog. Comp. Score * +	CO	PR	SS	Deduct.		
1	Alon VIGAL	ICD	42.29	17.45	24.84	4.17	0.00	4.08	0.00	4.17	0.00

CO = Composition

* = factored score

Printed: 21.05.2026 11:18:38

PR = Presentation

SS = Skating Skills

Cup of Israel 2026. Final

INTERMEDIATE NOVICE BOYS FREE SKATING

JUDGES DETAILS PER SKATER

Rank	Name	Nation	Starting Number	Total Segment Score	Total Element Score	Total Program Component Score (factored)			Total Deductions
1	Alon VIGAL	ICD	1	42.29	17.45	24.84			0.00

#	Executed Elements	Info	Base Value	GOE	J1	J2	J3	J4	J5	J6	J7	J8	J9	Ref	Scores of Panel
1	2A		3.30	0.22	0	1	1								3.52
2	2S+2T		2.60	0.00	0	0	0								2.60
3	StSqB		1.50	0.00	0	0	0								1.50
4	2F+1A+SEQ		2.90	0.12	1	0	1								3.02
5	FCSp1		1.90	0.00	0	0	0								1.90
6	2F		1.80	0.00	0	0	0								1.80
7	2Lz!	!	2.10	-0.14	-1	-1	0								1.96
8	CCoSpBV	nS	1.28	-0.13	-1	-1	-1								1.15
			17.38											17.45	
Program Components				Factor											
Composition				2.00	4.25	4.00	4.25							4.17	
Presentation				2.00	4.00	4.00	4.25							4.08	
Skating Skills				2.00	4.00	4.00	4.50							4.17	
Judges Total Program Component Score (factored)														24.84	

Deductions	0.00
-------------------	-------------

! Not clear edge

printed: 21.05.2026 11:18:42

Cup of Israel 2026. Final

RESULTS


INTERMEDIATE NOVICE GIRLS FINAL RESULT

Pl.	Name	Nation	Total Score	FS
1	Naama DANIEL Eilat	EIL	34,00	1
2	Eleonor BARD Kfar Saba	KFA	33,69	2
3	Lorin VAISMAN Ice Holon	HOL	32,13	3
4	Avigal KANTOROVICH Kadima	KAD	31,16	4
5	Natalia KUZMINA Kfar Saba	KFA	28,90	5

Anna KANTOR ISR

Referee

Printed: 21.05.2026 11:18:46



Daria ALHAMOVA RUS

Technical Controller



INTERMEDIATE NOVICE GIRLS

RESULT DETAILS FREE SKATING

Pl.	Name	Nation	Total Segment Score =	Total Element Score +	Tot. Prog. Comp. Score * +	CO	PR	SS	Deduct.		
1	Naama DANIEL	EIL	34.00	13.88	20.12	4.00	0.00	3.75	0.00	4.08	0.00
2	Eleonor BARD	KFA	33.69	15.84	17.85	3.50	0.00	3.42	0.00	3.58	0.00
3	Lorin VAISMAN	HOL	32.13	13.71	18.42	3.58	0.00	3.58	0.00	3.67	0.00
4	Avigal KANTOROVICH	KAD	31.16	12.45	18.71	3.75	0.00	3.58	0.00	3.67	0.00
5	Natalia KUZMINA	KFA	28.90	10.05	18.85	3.67	0.00	3.42	0.00	4.00	0.00

CO = Composition

* = factored score

Printed: 21.05.2026 11:24:26

PR = Presentation

SS = Skating Skills

Cup of Israel 2026. Final

INTERMEDIATE NOVICE GIRLS FREE SKATING

JUDGES DETAILS PER SKATER

Rank	Name	Nation	Starting Number	Total Segment Score	Total Element Score	Program Component Score (factored)	Total Deductions
1	Naama DANIEL	EIL	4	34.00	13.88	20.12	0.00

#	Executed Elements	Info	Base Value	GOE	J1	J2	J3	J4	J5	J6	J7	J8	J9	Ref	Scores of Panel
1	2Sq+2Lo<	q	2.66	-0.54	-4	-4	-4								2.12
2	2Lz<+1A+SEQ	<	2.78	-0.39	-2	-2	-3								2.39
3	2F!<<	!	0.50	-0.22	-4	-4	-5								0.28
4	2Lz		2.10	-0.98	-5	-5	-4								1.12
5	CCoSp2		2.50	0.08	0	1	0								2.58
6	StSq1		1.80	0.00	0	0	0								1.80
7	1A		1.10	0.04	0	1	0								1.14
8	FSSp2		2.30	0.15	1	1	0								2.45
			15.74												13.88
Program Components				Factor											
Composition				1.70	4.00	4.25	3.75								4.00
Presentation				1.70	3.75	4.00	3.50								3.75
Skating Skills				1.70	4.00	4.25	4.00								4.08
Judges Total Program Component Score (factored)															20.12

Deductions	0.00
-------------------	-------------

< Under-rotated jump << Downgraded jump ! Not clear edge q Jump landed on the quarter

Rank	Name	Nation	Starting Number	Total Segment Score	Total Element Score	Program Component Score (factored)	Total Deductions
2	Eleonor BARD	KFA	3	33.69	15.84	17.85	0.00

#	Executed Elements	Info	Base Value	GOE	J1	J2	J3	J4	J5	J6	J7	J8	J9	Ref	Scores of Panel
1	1A		1.10	0.07	0	1	1								1.17
2	2F+2T		3.10	-0.24	-2	-1	-1								2.86
3	2Lz+2Lo		3.80	-0.14	-2	0	0								3.66
4	SSp1		1.30	-0.04	-1	0	0								1.26
5	StSqB		1.50	0.00	0	0	0								1.50
6	2F		1.80	0.00	-1	1	0								1.80
7	2S		1.30	-0.04	-1	0	0								1.26
8	CCoSp2		2.50	-0.17	-2	0	0								2.33
			16.40												15.84
Program Components				Factor											
Composition				1.70	3.25	3.75	3.50								3.50
Presentation				1.70	3.25	3.75	3.25								3.42
Skating Skills				1.70	3.50	3.75	3.50								3.58
Judges Total Program Component Score (factored)															17.85

Deductions	0.00
-------------------	-------------

Cup of Israel 2026. Final

INTERMEDIATE NOVICE GIRLS FREE SKATING

JUDGES DETAILS PER SKATER

Rank	Name	Nation	Starting Number	Total Segment Score	Total Element Score	Program Score (factored)	Total Component Score (factored)	Total Deductions
3	Lorin VAISMAN	HOL	2	32.13	13.71		18.42	0.00

#	Executed Elements	Info	Base Value	GOE	J1	J2	J3	J4	J5	J6	J7	J8	J9	Ref	Scores of Panel
1	1A+2Lo		2.80	-0.06	-1	0	0								2.74
2	2S+1A+SEQ		2.40	0.00	0	0	0								2.40
3	CSp1		1.40	0.05	0	1	0								1.45
4	2T		1.30	-0.17	-3	-1	0								1.13
5	2F<	<	1.44	-0.58	-5	-4	-3								0.86
6	2Lo		1.70	0.00	0	0	0								1.70
7	StSqB		1.50	0.00	0	0	0								1.50
8	CCoSp1		2.00	-0.07	0	0	-1								1.93
			14.54												13.71
Program Components				Factor											
Composition				1.70	3.50	3.75	3.50								3.58
Presentation				1.70	3.75	3.75	3.25								3.58
Skating Skills				1.70	3.75	3.75	3.50								3.67
Judges Total Program Component Score (factored)															18.42

Deductions	0.00
-------------------	-------------

< Under-rotated jump

Rank	Name	Nation	Starting Number	Total Segment Score	Total Element Score	Program Score (factored)	Total Component Score (factored)	Total Deductions
4	Avigal KANTOROVICH	KAD	1	31.16	12.45		18.71	0.00

#	Executed Elements	Info	Base Value	GOE	J1	J2	J3	J4	J5	J6	J7	J8	J9	Ref	Scores of Panel
1	1A		1.10	-0.18	-3	-1	-1								0.92
2	1F		0.50	0.00	0	0	0								0.50
3	2Lz!q+1A+SEQ	!	3.20	-0.35	-1	-1	-3								2.85
4	CCoSp2		2.50	0.08	0	1	0								2.58
5	StSqB		1.50	0.00	0	0	0								1.50
6	2Lo		1.70	-0.11	-1	0	-1								1.59
7	2S		1.30	0.00	0	0	0								1.30
8	SSp1		1.30	-0.09	-1	-1	0								1.21
			13.10												12.45
Program Components				Factor											
Composition				1.70	4.00	3.75	3.50								3.75
Presentation				1.70	3.75	3.50	3.50								3.58
Skating Skills				1.70	3.75	3.75	3.50								3.67
Judges Total Program Component Score (factored)															18.71

Deductions	0.00
-------------------	-------------

! Not clear edge q Jump landed on the quarter

Cup of Israel 2026. Final

INTERMEDIATE NOVICE GIRLS FREE SKATING

JUDGES DETAILS PER SKATER

Rank	Name	Nation	Starting Number	Total Segment Score	Total Element Score	Program Score (factored)	Total Component Score (factored)	Total Deductions
5	Natalia KUZMINA	KFA	5	28.90	10.05		18.85	0.00

#	Executed Elements	Info	Base Value	GOE	J1	J2	J3	J4	J5	J6	J7	J8	J9	Ref	Scores of Panel
1	2S		1.30	0.04	0	0	1								1.34
2	2F<	F	1.44	-0.72	-5	-5	-5								0.72
3	1Lo		0.50	-0.17	-4	-2	-4								0.33
4	CCoSp1		2.00	-0.47	-2	-2	-3								1.53
5	StSq1		1.80	0.06	0	1	0								1.86
6	1Lz		0.60	-0.18	-4	-2	-3								0.42
7	1A+1A+SEQ		2.20	0.00	0	0	0								2.20
8	SSp2		1.60	0.05	0	1	0								1.65
			11.44												10.05
	Program Components			Factor											
	Composition			1.70	3.50	4.25	3.25								3.67
	Presentation			1.70	3.00	4.00	3.25								3.42
	Skating Skills			1.70	4.00	4.25	3.75								4.00
	Judges Total Program Component Score (factored)														18.85

Deductions	0.00
-------------------	-------------

< Under-rotated jump F Fall

printed: 21.05.2026 11:24:30

Cup of Israel 2026. Final

RESULTS


BASIC NOVICE BOYS FINAL RESULT

Pl.	Name	Nation	Total Score	FS
1	Jonatan DANIEL Ice Academy	ACA	25,76	1

Anna KANTOR ISR

Referee

Printed: 21.05.2026 11:24:34



Daria ALHAMOVA RUS

Technical Controller



BASIC NOVICE BOYS

RESULT DETAILS FREE SKATING

Pl.	Name	Nation	Total Segment Score =	Total Element Score +	Tot. Prog. Comp. Score *	CO	PR	SS	Deduct.
-----	------	--------	-----------------------	-----------------------	--------------------------	----	----	----	---------

1	Jonatan DANIEL	ACA	25.76	8.77	16.99	3.42	0.00	3.25	0.00	3.50	0.00
---	----------------	-----	-------	------	-------	------	------	------	------	------	------

CO = Composition

* = factored score

Printed: 21.05.2026 11:30:14

PR = Presentation

SS = Skating Skills

Cup of Israel 2026. Final

BASIC NOVICE BOYS FREE SKATING

JUDGES DETAILS PER SKATER

Rank	Name	Nation	Starting Number	Total Segment Score	Total Element Score	Program Score (factored)	Total Component Score (factored)	Total Deductions
1	Jonatan DANIEL	ACA	1	25.76	8.77		16.99	0.00

#	Executed Elements	Info	Base Value	GOE	J1	J2	J3	J4	J5	J6	J7	J8	J9	Ref	Scores of Panel
1	SSpB		1.10	0.11	1	1	1								1.21
2	1A+2Loq	q	2.80	-0.28	-2	-1	-2								2.52
3	2S<	<	1.04	-0.24	-2	-2	-3								0.80
4	2F<<	<<	0.50	-0.18	-4	-3	-4								0.32
5	CCoSpB		1.70	0.17	1	1	1								1.87
6	2Lz<<	<<	0.60	-0.20	-3	-3	-4								0.40
7	2S<<+SEQ+1A*	F	0.40	-0.20	-5	-5	-5								0.20
8	StSqB		1.50	-0.05	-1	0	0								1.45
			9.64												8.77
	Program Components			Factor											
	Composition			1.67	3.25	3.75	3.25								3.42
	Presentation			1.67	3.00	3.50	3.25								3.25
	Skating Skills			1.67	3.25	3.75	3.50								3.50
	Judges Total Program Component Score (factored)														16.99

Deductions	Total
	0.00

< Under-rotated jump << Downgraded jump * Invalid element F Fall q Jump landed on the quarter

printed: 21.05.2026 11:30:18

Cup of Israel 2026. Final

RESULTS


BASIC NOVICE GIRLS FINAL RESULT

Pl.	Name	Nation	Total Score	FS
1	Chantal BRATSLAVER Ice Dream	ICD	37,92	1
2	Coral BARSUK Ice Dream	ICD	36,77	2
3	Adina GEFTER Kfar Saba	KFA	34,07	3
4	Maria SHIFRIN Kfar Saba	KFA	31,68	4
5	Noa KANTOROVICH Kadima	KAD	28,11	5

Anna KANTOR ISR

Referee

Printed: 21.05.2026 11:30:22



Daria ALHAMOVA RUS

Technical Controller



BASIC NOVICE GIRLS

RESULT DETAILS FREE SKATING

Pl.	Name	Nation	Total Segment Score =	Total Element Score +	Tot. Prog. Comp. Score * +	CO	PR	SS	Deduct.		
1	Chantal BRATSLAVER	ICD	37.92	16.76	21.16	4.25	0.00	4.17	0.00	4.25	0.00
2	Coral BARSUK	ICD	36.77	16.60	20.17	4.08	0.00	4.00	0.00	4.00	0.00
3	Adina GEFTER	KFA	34.07	14.44	19.63	4.00	0.00	3.92	0.00	3.83	0.00
4	Maria SHIFRIN	KFA	31.68	13.17	18.51	3.83	0.00	3.50	0.00	3.75	0.00
5	Noa KANTOROVICH	KAD	28.11	10.29	17.82	3.67	0.00	3.25	0.00	3.75	0.00

CO = Composition

* = factored score

Printed: 21.05.2026 11:36:04

PR = Presentation

SS = Skating Skills

Cup of Israel 2026. Final

BASIC NOVICE GIRLS FREE SKATING

JUDGES DETAILS PER SKATER

Rank	Name	Nation	Starting Number	Total Segment Score	Total Element Score	Program Component Score (factored)	Total Deductions
3	Adina GEFTER	KFA	2	34.07	14.44	19.63	0.00

#	Executed Elements	Info	Base Value	GOE	J1	J2	J3	J4	J5	J6	J7	J8	J9	Ref	Scores of Panel
1	1A		1.10	0.07	0	1	1								1.17
2	2F+1A+SEQ		2.90	0.06	0	1	0								2.96
3	2Lzq+2Lo<	q	3.46	-0.77	-4	-3	-4								2.69
4	CCoSp1		2.00	0.13	1	1	0								2.13
5	StSqB		1.50	0.05	1	0	0								1.55
6	2F		1.80	0.00	0	0	0								1.80
7	2Sq	q	1.30	-0.26	-2	-2	-2								1.04
8	SSpB		1.10	0.00	0	0	0								1.10
			15.16												14.44
Program Components				Factor											
Composition				1.67	4.50	3.75	3.75								4.00
Presentation				1.67	4.50	3.75	3.50								3.92
Skating Skills				1.67	4.00	3.75	3.75								3.83
Judges Total Program Component Score (factored)															19.63

Deductions	0.00
-------------------	-------------

< Under-rotated jump q Jump landed on the quarter

Rank	Name	Nation	Starting Number	Total Segment Score	Total Element Score	Program Component Score (factored)	Total Deductions
4	Maria SHIFRIN	KFA	3	31.68	13.17	18.51	0.00

#	Executed Elements	Info	Base Value	GOE	J1	J2	J3	J4	J5	J6	J7	J8	J9	Ref	Scores of Panel
1	2A<	F	2.64	-1.32	-5	-5	-5								1.32
2	2Lz		2.10	0.07	1	0	0								2.17
3	2F	F	1.80	-0.90	-5	-5	-5								0.90
4	CCoSp2		2.50	0.25	2	0	1								2.75
5	StSqB		1.50	0.05	1	0	0								1.55
6	2Lz		2.10	-0.84	-5	-4	-3								1.26
7	2S+2T		2.60	-0.48	-4	-3	-4								2.12
8	SSpB		1.10	0.00	0	0	0								1.10
			16.34												13.17
Program Components				Factor											
Composition				1.67	4.25	3.75	3.50								3.83
Presentation				1.67	3.75	3.50	3.25								3.50
Skating Skills				1.67	4.00	3.75	3.50								3.75
Judges Total Program Component Score (factored)															18.51

Deductions	0.00
-------------------	-------------

< Under-rotated jump F Fall

Cup of Israel 2026. Final

BASIC NOVICE GIRLS FREE SKATING

JUDGES DETAILS PER SKATER

Rank	Name	Nation	Starting Number	Total Segment Score	Total Element Score	Program Score (factored)	Total Component Score (factored)	Total Deductions
5	Noa KANTOROVICH	KAD	1	28.11	10.29		17.82	0.00

#	Executed Elements	Info	Base Value	GOE	J1	J2	J3	J4	J5	J6	J7	J8	J9	Ref	Scores of Panel
1	2F+1T		2.20	-0.12	-1	0	-1								2.08
2	2Lz		2.10	-0.42	-2	-2	-2								1.68
3	2Lz<	F	1.68	-0.84	-5	-5	-5								0.84
4	StSq1		1.80	0.00	0	0	0								1.80
5	CSpB		1.10	0.00	0	0	0								1.10
6	2S	F	1.30	-0.65	-5	-5	-5								0.65
7	1A+2Lo<	<	2.46	-0.32	-2	-2	-3								2.14
8	CCoSp		0.00	0.00	-	-	-								0.00
			12.64												10.29
	Program Components			Factor											
	Composition			1.67	3.75	3.75	3.50								3.67
	Presentation			1.67	3.00	3.50	3.25								3.25
	Skating Skills			1.67	3.75	3.75	3.75								3.75
	Judges Total Program Component Score (factored)														17.82

Deductions	0.00
-------------------	-------------

< Under-rotated jump F Fall

printed: 21.05.2026 11:36:08

Cup of Israel 2026. Final

RESULTS


CUBS BOYS FINAL RESULT

Pl.	Name	Nation	Total Score	FS
1	Maksim NIKITISHIN Silver Ice	ASH	25,45	1
2	Ilay UMANETS Ice Academy	ACA	25,27	2
3	Sean GUTENMACHER Ice Holon	HOL	22,40	3

Anna KANTOR ISR

Referee

Printed: 21.05.2026 11:36:12



Daria ALHAMOVA RUS

Technical Controller



CUBS BOYS

RESULT DETAILS FREE SKATING

Pl.	Name	Nation	Total Segment Score =	Total Element Score +	Tot. Prog. Comp. Score * +	CO	PR	SS	Deduct.		
1	Maksim NIKITISHIN	ASH	25.45	11.45	14.00	3.17	0.00	3.08	0.00	0.00	
2	Ilay UMANETS	ACA	25.27	10.39	14.88	3.33	0.00	3.25	0.00	3.33	0.00
3	Sean GUTENMACHER	HOL	22.40	8.52	13.88	3.00	0.00	3.00	0.00	3.25	0.00

CO = Composition

* = factored score

Printed: 21.05.2026 11:41:53

PR = Presentation

SS = Skating Skills

Cup of Israel 2026. Final
CUBS BOYS FREE SKATING

JUDGES DETAILS PER SKATER

Rank	Name	Nation	Starting Number	Total Segment Score	Total Element Score	Total Program Component Score (factored)	Total Deductions
1	Maksim NIKITISHIN	ASH	1	25.45	11.45	14.00	0.00

#	Executed Elements	Info	Base Value	GOE	J1	J2	J3	J4	J5	J6	J7	J8	J9	Ref	Scores of Panel
1	2S+1A+SEQ		2.40	-0.09	-1	-1	0								2.31
2	1A		1.10	0.04	0	1	0								1.14
3	CCoSpB		1.70	-0.11	0	0	-2								1.59
4	ChSq1		3.00	0.00	0	0	0								3.00
5	1Lz+1Lo		1.10	0.00	0	0	0								1.10
6	2S		1.30	-0.13	-1	-1	-1								1.17
7	SSpB		1.10	0.04	0	1	0								1.14
			11.70												11.45
	Program Components			Factor											
	Composition			1.50	3.00	3.25	3.25								3.17
	Presentation			1.50	3.00	3.25	3.00								3.08
	Skating Skills			1.50	3.25	3.00	3.00								3.08
	Judges Total Program Component Score (factored)														14.00

Deductions	0.00
-------------------	-------------

Rank	Name	Nation	Starting Number	Total Segment Score	Total Element Score	Total Program Component Score (factored)	Total Deductions
2	Ilay UMANETS	ACA	2	25.27	10.39	14.88	0.00

#	Executed Elements	Info	Base Value	GOE	J1	J2	J3	J4	J5	J6	J7	J8	J9	Ref	Scores of Panel
1	CSpB		1.10	-0.04	0	0	-1								1.06
2	1F+1A+SEQ		1.60	0.04	0	1	0								1.64
3	1F+1Lo		1.00	0.00	0	0	0								1.00
4	ChSq1		3.00	0.17	1	0	0								3.17
5	CCoSpB		1.70	-0.28	0	-3	-2								1.42
6	1A+1T		1.50	0.00	0	0	0								1.50
7	1Lz		0.60	0.00	0	0	0								0.60
			10.50												10.39
	Program Components			Factor											
	Composition			1.50	3.50	3.25	3.25								3.33
	Presentation			1.50	3.50	3.25	3.00								3.25
	Skating Skills			1.50	3.50	3.25	3.25								3.33
	Judges Total Program Component Score (factored)														14.88

Deductions	0.00
-------------------	-------------

Rank	Name	Nation	Starting Number	Total Segment Score	Total Element Score	Total Program Component Score (factored)	Total Deductions
3	Sean GUTENMACHER	HOL	3	22.40	8.52	13.88	0.00

#	Executed Elements	Info	Base Value	GOE	J1	J2	J3	J4	J5	J6	J7	J8	J9	Ref	Scores of Panel
1	1F+1Lo		1.00	0.00	0	0	0								1.00
2	SSpB		1.10	-0.04	0	-1	0								1.06
3	1Lz		0.60	0.00	0	0	0								0.60
4	ChSq1		3.00	0.17	0	1	0								3.17
5	1A<<	<<	0.00	0.00	-	-	-								0.00
6	1Lz+1Lo		1.10	0.00	0	0	0								1.10
7	CCoSpB		1.70	-0.11	0	-1	-1								1.59
			8.50												8.52
	Program Components			Factor											
	Composition			1.50	3.00	3.25	2.75								3.00
	Presentation			1.50	3.00	3.50	2.50								3.00
	Skating Skills			1.50	3.25	3.50	3.00								3.25
	Judges Total Program Component Score (factored)														13.88

Deductions	0.00
-------------------	-------------

<< Downgraded jump

Cup of Israel 2026. Final

RESULTS


CUBS GIRLS FINAL RESULT

Pl.	Name	Nation	Total Score	FS
1	Angelika DUBINETSKA Kfar Saba	KFA	31,40	1
2	Lya FAINBURG Ice Dream	ICD	29,27	2
3	Lihi LUCHEK Ice Holon	HOL	27,09	3
4	Michelle LEITES Ice Dream	ICD	26,15	4
5	Libby SHEGELMAN Ice Dream	ICD	24,28	5

Anna KANTOR ISR

Referee

Printed: 21.05.2026 11:42:02



Daria ALHAMOVA RUS

Technical Controller



CUBS GIRLS

RESULT DETAILS FREE SKATING

Pl.	Name	Nation	Total Segment Score =	Total Element Score +	Tot. Prog. Comp. Score * +	CO	PR	SS	Deduct.		
1	Angelika DUBINETSKA	KFA	31.40	13.89	17.51	3.92	0.00	3.92	0.00	3.83	0.00
2	Lya FAINBURG	ICD	29.27	12.88	16.39	3.67	0.00	3.50	0.00	3.75	0.00
3	Lihl LUCHEK	HOL	27.09	11.59	15.50	3.42	0.00	3.33	0.00	3.58	0.00
4	Michelle LEITES	ICD	26.15	11.38	14.77	3.25	0.00	3.17	0.00	3.42	0.00
5	Libby SHEGELMAN	ICD	24.28	10.88	13.90	3.17	0.00	2.92	0.00	3.17	0.50

CO = Composition

* = factored score

Printed: 21.05.2026 11:47:42

PR = Presentation

SS = Skating Skills

Cup of Israel 2026. Final

CUBS GIRLS FREE SKATING

JUDGES DETAILS PER SKATER

Rank	Name	Nation	Starting Number	Total Segment Score	Total Element Score	Total Program Component Score (factored)	Total Deductions
1	Angelika DUBINETSKA	KFA	5	31.40	13.89	17.51	0.00

#	Executed Elements	Info	Base Value	GOE	J1	J2	J3	J4	J5	J6	J7	J8	J9	Ref	Scores of Panel
1	1A		1.10	0.07	0	1	1								1.17
2	2S<+2T	<	2.34	-0.30	-2	-2	-3								2.04
3	SSpB		1.10	0.07	0	1	1								1.17
4	ChSq1		3.00	0.50	1	1	1								3.50
5	2Loq+1A+SEQ	q	2.80	-0.28	-2	-1	-2								2.52
6	2Lz<	<	1.68	-0.39	-2	-2	-3								1.29
7	CCoSp1		2.00	0.20	2	1	0								2.20
			14.02												13.89
Program Components				Factor											
Composition				1.50	4.00	4.00	3.75								3.92
Presentation				1.50	4.00	4.25	3.50								3.92
Skating Skills				1.50	3.75	4.00	3.75								3.83
Judges Total Program Component Score (factored)															17.51

Deductions	0.00
-------------------	-------------

< Under-rotated jump q Jump landed on the quarter

Rank	Name	Nation	Starting Number	Total Segment Score	Total Element Score	Total Program Component Score (factored)	Total Deductions
2	Lya FAINBURG	ICD	4	29.27	12.88	16.39	0.00

#	Executed Elements	Info	Base Value	GOE	J1	J2	J3	J4	J5	J6	J7	J8	J9	Ref	Scores of Panel
1	1A		1.10	0.07	1	1	0								1.17
2	2S+1T		1.70	-0.22	-1	-1	-3								1.48
3	FCCoSp1		2.00	0.27	2	1	1								2.27
4	2S+1A		2.40	0.00	0	0	0								2.40
5	2Lo	F	1.70	-0.85	-5	-5	-5								0.85
6	ChSq1		3.00	0.50	1	1	1								3.50
7	CSpB		1.10	0.11	1	1	1								1.21
			13.00												12.88
Program Components				Factor											
Composition				1.50	3.75	3.75	3.50								3.67
Presentation				1.50	3.75	3.50	3.25								3.50
Skating Skills				1.50	4.00	3.75	3.50								3.75
Judges Total Program Component Score (factored)															16.39

Deductions	0.00
-------------------	-------------

F Fall

Cup of Israel 2026. Final

CUBS GIRLS FREE SKATING

JUDGES DETAILS PER SKATER

Rank	Name	Nation	Starting Number	Total Segment Score	Total Element Score	Total Program Component Score (factored)	Total Deductions
3	Lihi LUCHEK	HOL	1	27.09	11.59	15.50	0.00

#	Executed Elements	Info	Base Value	GOE	J1	J2	J3	J4	J5	J6	J7	J8	J9	Ref	Scores of Panel
1	2S+1A+SEQ		2.40	-0.09	-1	0	-1								2.31
2	2S		1.30	0.00	0	0	0								1.30
3	CCoSpBV		1.28	-0.22	-2	-2	-1								1.06
4	ChSq1		3.00	0.50	1	1	1								3.50
5	1A+2T<	<	2.14	-0.29	-3	-2	-3								1.85
6	2Lz<<	<<	0.60	-0.20	-3	-3	-4								0.40
7	CSpB		1.10	0.07	1	1	0								1.17
			11.82												11.59
Program Components			Factor												
Composition			1.50			3.50			3.50			3.25			3.42
Presentation			1.50			3.50			3.50			3.00			3.33
Skating Skills			1.50			3.75			3.50			3.50			3.58
Judges Total Program Component Score (factored)															15.50

Deductions	0.00
-------------------	-------------

< Under-rotated jump << Downgraded jump

Rank	Name	Nation	Starting Number	Total Segment Score	Total Element Score	Total Program Component Score (factored)	Total Deductions
4	Michelle LEITES	ICD	3	26.15	11.38	14.77	0.00

#	Executed Elements	Info	Base Value	GOE	J1	J2	J3	J4	J5	J6	J7	J8	J9	Ref	Scores of Panel
1	1A		1.10	0.00	-1	1	0								1.10
2	2S	F	1.30	-0.65	-5	-5	-5								0.65
3	SSpB		1.10	0.04	0	1	0								1.14
4	ChSq1		3.00	0.33	0	1	1								3.33
5	1Lz+1A+SEQ		1.70	-0.04	-1	0	0								1.66
6	2S<+1Lo	<	1.54	-0.24	-2	-2	-3								1.30
7	CCoSp1		2.00	0.20	1	1	1								2.20
			11.74												11.38
Program Components			Factor												
Composition			1.50			3.25			3.50			3.00			3.25
Presentation			1.50			3.00			3.50			3.00			3.17
Skating Skills			1.50			3.25			3.75			3.25			3.42
Judges Total Program Component Score (factored)															14.77

Deductions	0.00
-------------------	-------------

< Under-rotated jump F Fall

Cup of Israel 2026. Final
CUBS GIRLS FREE SKATING

JUDGES DETAILS PER SKATER

Rank	Name	Nation	Starting Number	Total Segment Score	Total Element Score	Program Score (factored)	Total Component Score (factored)	Total Deductions
5	Libby SHEGELMAN	ICD	2	24.28	10.88		13.90	-0.50

#	Executed Elements	Info	Base Value	GOE	J1	J2	J3	J4	J5	J6	J7	J8	J9	Ref	Scores of Panel
1	1A+1Lo		1.60	0.04	0	1	0								1.64
2	2S+2T		2.60	-0.35	-3	-2	-3								2.25
3	CCoSp1V	F	1.50	-0.75	-5	-5	-5								0.75
4	2Lo	F	1.70	-0.85	-5	-5	-5								0.85
5	ChSq1		3.00	0.17	0	1	0								3.17
6	2S		1.30	0.00	0	0	0								1.30
7	CSpB		1.10	-0.18	-3	-1	-1								0.92
			12.80												10.88
	Program Components			Factor											
	Composition			1.50	3.25	3.25	3.00								3.17
	Presentation			1.50	3.00	3.00	2.75								2.92
	Skating Skills			1.50	3.25	3.25	3.00								3.17
	Judges Total Program Component Score (factored)														13.90

Deductions	Falls: -0.50														-0.50
-------------------	--------------	--	--	--	--	--	--	--	--	--	--	--	--	--	--------------

F Fall

printed: 21.05.2026 11:47:46

Cup of Israel 2026. Final

RESULTS


CHICKS GIRLS FINAL RESULT

Pl.	Name	Nation	Total Score	FS
1	Golda MEZIN Ice Peaks Holon	IPH	25,06	1

Anna KANTOR ISR

Referee

Printed: 21.05.2026 11:47:50



Daria ALHAMOVA RUS

Technical Controller



CHICKS GIRLS

RESULT DETAILS FREE SKATING

Pl.	Name	Nation	Total Segment Score =	Total Element Score +	Tot. Prog. Comp. Score * +	CO	PR	SS	Deduct.
-----	------	--------	-----------------------	-----------------------	----------------------------	----	----	----	---------

1	Golda MEZIN	IPH	25.06	10.69	14.37	3.42	0.00	3.42	0.00	3.42	0.00
---	-------------	-----	-------	-------	-------	------	------	------	------	------	------

CO = Composition

* = factored score

Printed: 21.05.2026 11:53:31

PR = Presentation

SS = Skating Skills

Cup of Israel 2026. Final
CHICKS GIRLS FREE SKATING

JUDGES DETAILS PER SKATER

Rank	Name	Nation	Starting Number	Total Segment Score	Total Element Score	Total Program Component Score (factored)		Total Deductions
1	Golda MEZIN	IPH	1	25.06	10.69	14.37		0.00

#	Executed Elements	Info	Base Value	GOE	J1	J2	J3	J4	J5	J6	J7	J8	J9	Ref	Scores of Panel
1	SSpB		1.10	0.15	2	1	1								1.25
2	1F		0.50	0.00	0	0	0								0.50
3	1Lo+1T		0.90	0.00	0	0	0								0.90
4	ChSq1		3.00	0.50	2	0	1								3.50
5	1Lz!+1A+SEQ	!	1.70	-0.11	-1	-1	-1								1.59
6	1A		1.10	0.04	0	1	0								1.14
7	CoSp1		1.70	0.11	1	1	0								1.81
			10.00											10.69	
Program Components				Factor											
Composition				1.40	3.75	3.25	3.25							3.42	
Presentation				1.40	3.75	3.25	3.25							3.42	
Skating Skills				1.40	3.75	3.25	3.25							3.42	
Judges Total Program Component Score (factored)														14.37	

Deductions	0.00
-------------------	-------------

! Not clear edge

printed: 21.05.2026 11:53:34

Cup of Israel 2026. Final

RESULTS


JUNIOR B MEN FINAL RESULT

Pl.	Name	Nation	Total Score	FS
1	Ivan NAGAICHENKO Ice Dream	ICD	32,92	1

Anna KANTOR ISR

Referee

Printed: 21.05.2026 11:59:26



Daria ALHAMOVA RUS

Technical Controller



JUNIOR B MEN

RESULT DETAILS FREE SKATING

Pl.	Name	Nation	Total Segment Score =	Total Element Score +	Tot. Prog. Comp. Score * +	CO	PR	SS	Deduct.		
1	Ivan NAGAICHENKO	ICD	32.92	15.10	18.32	3.08	0.00	2.83	0.00	3.25	0.50

CO = Composition

* = factored score

Printed: 21.05.2026 12:05:08

PR = Presentation

SS = Skating Skills

Cup of Israel 2026. Final
JUNIOR B MEN FREE SKATING

JUDGES DETAILS PER SKATER

Rank	Name	Nation	Starting Number	Total Segment Score	Total Element Score	Program Score (factored)	Total Component Score (factored)	Total Deductions
1	Ivan NAGAICHENKO	ICD	1	32.92	15.10		18.32	-0.50

#	Executed Elements	Info	Base Value	GOE	J1	J2	J3	J4	J5	J6	J7	J8	J9	Ref	Scores of Panel
1	3Lo<<	F	1.70	-0.85	-5	-5	-5								0.85
2	2Lz!+1A+SEQ	!	3.20	-0.28	-2	-1	-1								2.92
3	2F		1.80	-0.06	-1	0	0								1.74
4	CCoSp2		2.50	-0.08	-1	0	0								2.42
5	2F		1.80	-0.24	-2	-1	-1								1.56
6	2S+2Lo<<	<<	1.80	-0.65	-5	-5	-5								1.15
7	FCSp1		1.90	-0.19	-2	0	-1								1.71
8	StSqB		1.50	-0.05	-1	0	0								1.45
9	SSp1		1.30	0.00	0	0	0								1.30
			17.50												15.10
	Program Components			Factor											
	Composition			2.00	2.75	3.25	3.25								3.08
	Presentation			2.00	2.25	3.00	3.25								2.83
	Skating Skills			2.00	2.75	3.25	3.75								3.25
	Judges Total Program Component Score (factored)														18.32

Deductions	Falls: -0.50	-0.50
-------------------	--------------	--------------

<< Downgraded jump ! Not clear edge F Fall

printed: 21.05.2026 12:05:12

Cup of Israel 2026. Final

RESULTS


JUNIOR B WOMEN FINAL RESULT

Pl.	Name	Nation	Total Score	FS
1	Alma SHAHAK Ice Dream	ICD	38,53	1
2	Moria MAZOR Kfar Saba	KFA	32,48	2
3	Veronika KOZHEVNIKOV Ice Dream	ICD	30,79	3
4	Elizabeth POLISHCHUK Ice Academy	ACA	22,42	4

Anna KANTOR ISR

Referee

Printed: 21.05.2026 11:53:38



Daria ALHAMOVA RUS

Technical Controller

JUNIOR B WOMEN

RESULT DETAILS FREE SKATING

Pl.	Name	Nation	Total Segment Score =	Total Element Score +	Tot. Prog. Comp. Score * +	CO	PR	SS	Deduct.		
1	Alma SHAHAK	ICD	38.53	19.21	19.32	3.25	0.00	3.08	0.00	3.33	0.00
2	Moria MAZOR	KFA	32.48	13.48	19.00	3.17	0.00	3.00	0.00	3.33	0.00
3	Veronika KOZHEVNIKOV	ICD	30.79	12.13	18.66	3.08	0.00	3.00	0.00	3.25	0.00
4	Elizabeth POLISHCHUK	ACA	22.42	8.58	14.84	2.50	0.00	2.25	0.00	2.67	1.00

CO = Composition

* = factored score

Printed: 21.05.2026 11:59:19

PR = Presentation

SS = Skating Skills

Cup of Israel 2026. Final

JUNIOR B WOMEN FREE SKATING

JUDGES DETAILS PER SKATER

Rank	Name	Nation	Starting Number	Total Segment Score	Total Element Score	Total Program Component Score (factored)	Total Deductions
1	Alma SHAHAK	ICD	4	38.53	19.21	19.32	0.00

#	Executed Elements	Info	Base Value	GOE	J1	J2	J3	J4	J5	J6	J7	J8	J9	Ref	Scores of Panel
1	2F+2Loq+2T	q	4.80	-0.30	-2	-1	-2								4.50
2	2Lz+2Tq	q	3.40	-0.49	-3	-2	-2								2.91
3	CCoSp2		2.50	0.08	0	1	0								2.58
4	2Lz		2.10	-0.14	0	-2	0								1.96
5	StSqB		1.50	0.00	0	0	0								1.50
6	2F<	<	1.44	-0.34	-2	-2	-3								1.10
7	FSSp2		2.30	0.00	0	0	0								2.30
8	1A		1.10	-0.04	-1	0	0								1.06
9	LSp1		1.50	-0.20	-1	-1	-2								1.30
			20.64												19.21
Program Components				Factor											
Composition				2.00	3.25	3.25	3.25							3.25	
Presentation				2.00	3.00	3.25	3.00							3.08	
Skating Skills				2.00	3.50	3.25	3.25							3.33	
Judges Total Program Component Score (factored)															19.32

Deductions	0.00
-------------------	-------------

< Under-rotated jump q Jump landed on the quarter

Rank	Name	Nation	Starting Number	Total Segment Score	Total Element Score	Total Program Component Score (factored)	Total Deductions
2	Moria MAZOR	KFA	2	32.48	13.48	19.00	0.00

#	Executed Elements	Info	Base Value	GOE	J1	J2	J3	J4	J5	J6	J7	J8	J9	Ref	Scores of Panel
1	1A		1.10	-0.26	-3	-2	-2								0.84
2	2F		1.80	-0.36	-2	-2	-2								1.44
3	2S+1A+1T+SEQ		2.80	-0.09	-2	0	0								2.71
4	FCSp1		1.90	-0.19	-2	-1	0								1.71
5	StSqB		1.50	0.00	0	0	0								1.50
6	2F<+1T	<	1.84	-0.58	-4	-4	-4								1.26
7	2Lo		1.70	0.00	0	0	0								1.70
8	CCoSpBV	nS	1.28	-0.13	-2	-1	0								1.15
9	SSp1		1.30	-0.13	-1	-1	-1								1.17
			15.22												13.48
Program Components				Factor											
Composition				2.00	3.00	3.00	3.50							3.17	
Presentation				2.00	3.00	2.75	3.25							3.00	
Skating Skills				2.00	3.25	3.25	3.50							3.33	
Judges Total Program Component Score (factored)															19.00

Deductions	0.00
-------------------	-------------

< Under-rotated jump

Cup of Israel 2026. Final
 JUNIOR B WOMEN FREE SKATING

JUDGES DETAILS PER SKATER

Rank	Name	Nation	Starting Number	Total Segment Score	Total Element Score	Total Program Component Score (factored)	Total Deductions
3	Veronika KOZHEVNIKOV	ICD	3	30.79	12.13	18.66	0.00

#	Executed Elements	Info	Base Value	GOE	J1	J2	J3	J4	J5	J6	J7	J8	J9	Ref	Scores of Panel
1	2S		1.30	-0.13	-2	-1	0								1.17
2	2Lz<	<	1.68	-0.39	-2	-2	-3								1.29
3	1A		1.10	0.00	0	0	0								1.10
4	CCoSp2		2.50	0.00	0	0	0								2.50
5	1F		0.50	0.02	0	1	0								0.52
6	FCSp2		2.30	0.00	0	0	0								2.30
7	1S		0.40	0.00	0	0	0								0.40
8	StSqB		1.50	-0.05	-1	0	0								1.45
9	LSp1		1.50	-0.10	-1	-1	0								1.40
			12.78												12.13
	Program Components			Factor											
	Composition			2.00	3.00	3.25	3.00								3.08
	Presentation			2.00	2.75	3.25	3.00								3.00
	Skating Skills			2.00	3.25	3.25	3.25								3.25
	Judges Total Program Component Score (factored)														18.66

Deductions	0.00
-------------------	-------------

< Under-rotated jump

Rank	Name	Nation	Starting Number	Total Segment Score	Total Element Score	Total Program Component Score (factored)	Total Deductions
4	Elizabeth POLISHCHUK	ACA	1	22.42	8.58	14.84	-1.00

#	Executed Elements	Info	Base Value	GOE	J1	J2	J3	J4	J5	J6	J7	J8	J9	Ref	Scores of Panel
1	1Lz+1A+1T+SEQ		2.10	-0.04	-1	0	0								2.06
2	2S	F	1.30	-0.65	-5	-5	-5								0.65
3	1Lz<<	<<	0.00	0.00	-	-	-								0.00
4	CCoSp1		2.00	-0.13	-1	0	-1								1.87
5	1A+1T		1.50	-0.07	-1	-1	0								1.43
6	FCCoSpBV	nC	1.28	-0.38	-3	-3	-3								0.90
7	StSqB		1.50	-0.10	-2	0	0								1.40
8	1S		0.40	-0.13	-5	-3	-2								0.27
9	CSp		0.00	0.00	-	-	-								0.00
			10.08												8.58
	Program Components			Factor											
	Composition			2.00	2.50	2.75	2.25								2.50
	Presentation			2.00	2.00	2.50	2.25								2.25
	Skating Skills			2.00	2.25	3.00	2.75								2.67
	Judges Total Program Component Score (factored)														14.84

Deductions	Falls: -1.00	-1.00
-------------------	--------------	--------------

<< Downgraded jump F Fall

printed: 21.05.2026 11:59:22

Cup of Israel 2026. Final

RESULTS


NOVICE B GIRLS FINAL RESULT

Pl.	Name	Nation	Total Score	FS
1	Mariia KUCHYNA Silver Ice	ASH	22,74	1
2	Yana HASDAN Kadima	KAD	21,89	2
3	Lori HALPERIN Ice Dream	ICD	20,92	3
4	Anael SHAIEN Eilat	EIL	18,46	4
5	Violetta BIELOVA Ice Holon	HOL	17,46	5
6	Adael BENZUZ Ice Holon	HOL	16,50	6

Anna KANTOR ISR

Referee

Printed: 21.05.2026 12:22:40



Daria ALHAMOVA RUS

Technical Controller



NOVICE B GIRLS

RESULT DETAILS FREE SKATING

Pl.	Name	Nation	Total Segment Score =	Total Element Score +	Tot. Prog. Comp. Score * +	CO	PR	SS	Deduct.		
1	Mariia KUCHYNA	ASH	22.74	12.34	10.40	2.92	0.00	2.75	0.00	3.00	0.00
2	Yana HASDAN	KAD	21.89	10.59	11.30	3.08	0.00	3.08	0.00	3.25	0.00
3	Lori HALPERIN	ICD	20.92	10.02	10.90	3.08	0.00	3.00	0.00	3.00	0.00
4	Anael SHAIEN	EIL	18.46	8.66	9.80	2.83	0.00	2.67	0.00	2.67	0.00
5	Violetta BIELOVA	HOL	17.46	8.06	9.40	2.75	0.00	2.33	0.00	2.75	0.00
6	Adael BENZUZ	HOL	16.50	7.30	9.20	2.58	0.00	2.33	0.00	2.75	0.00

CO = Composition

* = factored score

Printed: 21.05.2026 12:28:21

PR = Presentation

SS = Skating Skills

Cup of Israel 2026. Final
NOVICE B GIRLS FREE SKATING

JUDGES DETAILS PER SKATER

Rank	Name	Nation	Starting Number	Total Segment Score	Total Element Score	Program Component Score (factored)	Total Deductions
1	Mariia KUCHYNA	ASH	6	22.74	12.34	10.40	0.00

#	Executed Elements	Info	Base Value	GOE	J1	J2	J3	J4	J5	J6	J7	J8	J9	Ref	Scores of Panel
1	2F	F	1.80	-0.90	-5	-5	-5								0.90
2	2F+1T		2.20	-0.18	-1	0	-2								2.02
3	2Lo+1A+SEQ		2.80	0.00	0	0	0								2.80
4	FCCoSpB		1.70	-0.28	-1	-2	-2								1.42
5	StSqB		1.50	-0.05	-1	0	0								1.45
6	2Lo		1.70	-0.45	-4	-2	-2								1.25
7	1A		1.10	0.00	-1	1	0								1.10
8	CSp1		1.40	0.00	0	1	-1								1.40
			14.20												12.34
	Program Components			Factor											
	Composition			1.20	2.50	3.00	3.25								2.92
	Presentation			1.20	2.50	2.75	3.00								2.75
	Skating Skills			1.20	2.75	3.00	3.25								3.00
	Judges Total Program Component Score (factored)														10.40
	Deductions														0.00

F Fall

Rank	Name	Nation	Starting Number	Total Segment Score	Total Element Score	Program Component Score (factored)	Total Deductions
2	Yana HASDAN	KAD	5	21.89	10.59	11.30	0.00

#	Executed Elements	Info	Base Value	GOE	J1	J2	J3	J4	J5	J6	J7	J8	J9	Ref	Scores of Panel
1	1A+1T		1.50	0.00	0	0	0								1.50
2	2S+1A+SEQ		2.40	0.00	0	0	0								2.40
3	CCoSpBV	nS	1.28	-0.17	-1	-1	-2								1.11
4	StSqB		1.50	-0.05	0	0	-1								1.45
5	2F<<	<<	0.50	-0.20	-3	-5	-4								0.30
6	2Lo		1.70	-0.62	-4	-3	-4								1.08
7	2S		1.30	-0.04	-1	0	0								1.26
8	CSp1		1.40	0.09	1	1	0								1.49
			11.58												10.59
	Program Components			Factor											
	Composition			1.20	3.00	3.00	3.25								3.08
	Presentation			1.20	3.00	2.75	3.50								3.08
	Skating Skills			1.20	3.25	3.00	3.50								3.25
	Judges Total Program Component Score (factored)														11.30
	Deductions														0.00

<< Downgraded jump

Cup of Israel 2026. Final
NOVICE B GIRLS FREE SKATING

JUDGES DETAILS PER SKATER

Rank	Name	Nation	Starting Number	Total Segment Score	Total Element Score	Program Component Score (factored)	Total Deductions
3	Lori HALPERIN	ICD	4	20.92	10.02	10.90	0.00

#	Executed Elements	Info	Base Value	GOE	J1	J2	J3	J4	J5	J6	J7	J8	J9	Ref	Scores of Panel
1	2S		1.30	-0.04	-1	0	0								1.26
2	1A		1.10	-0.04	-1	0	0								1.06
3	FCCoSpB		1.70	0.00	-1	1	0								1.70
4	1Lz!+1A+SEQ	!	1.70	-0.15	-2	-1	-1								1.55
5	StSqB		1.50	0.00	0	0	0								1.50
6	1Lz		0.60	0.02	0	0	1								0.62
7	1F+1Lo		1.00	-0.02	-1	0	0								0.98
8	CSp1		1.40	-0.05	-1	0	0								1.35
			10.30												10.02
Program Components				Factor											
Composition				1.20	2.75	3.00	3.50								3.08
Presentation				1.20	2.75	3.00	3.25								3.00
Skating Skills				1.20	2.75	2.75	3.50								3.00
Judges Total Program Component Score (factored)														10.90	

Deductions	0.00
-------------------	-------------

! Not clear edge

Rank	Name	Nation	Starting Number	Total Segment Score	Total Element Score	Program Component Score (factored)	Total Deductions
4	Anael SHAIEN	EIL	1	18.46	8.66	9.80	0.00

#	Executed Elements	Info	Base Value	GOE	J1	J2	J3	J4	J5	J6	J7	J8	J9	Ref	Scores of Panel
1	2S<<+1T	<<	0.80	-0.15	-3	-4	-4								0.65
2	2S<	<	1.04	-0.28	-3	-2	-3								0.76
3	1Lz+1Lo		1.10	-0.02	-1	0	0								1.08
4	CCoSp1		2.00	-0.07	-1	0	0								1.93
5	StSqB		1.50	0.00	0	0	0								1.50
6	1A<	<	0.88	-0.21	-2	-2	-3								0.67
7	1A<	<	0.88	-0.21	-2	-2	-3								0.67
8	CSp1		1.40	0.00	0	0	0								1.40
			9.60												8.66
Program Components				Factor											
Composition				1.20	2.75	3.00	2.75								2.83
Presentation				1.20	2.50	2.75	2.75								2.67
Skating Skills				1.20	2.50	2.75	2.75								2.67
Judges Total Program Component Score (factored)														9.80	

Deductions	0.00
-------------------	-------------

< Under-rotated jump << Downgraded jump

Cup of Israel 2026. Final

NOVICE B GIRLS FREE SKATING

JUDGES DETAILS PER SKATER

Rank	Name	Nation	Starting Number	Total Segment Score	Total Element Score	Program Component Score (factored)	Total Deductions
5	Violetta BIELOVA	HOL	2	17.46	8.06	9.40	0.00

#	Executed Elements	Info	Base Value	GOE	J1	J2	J3	J4	J5	J6	J7	J8	J9	Ref	Scores of Panel
1	2S<	<	1.04	-0.49	-5	-4	-5								0.55
2	1Lz+1A+SEQ		1.70	-0.04	-1	0	0								1.66
3	CCoSpBV	nU	1.28	-0.30	-3	-1	-3								0.98
4	2Lo		1.70	-0.68	-5	-3	-4								1.02
5	1A<<	F	0.00	0.00	-	-	-								0.00
6	StSqB		1.50	-0.10	-2	0	0								1.40
7	1Lz+1Lo		1.10	0.00	0	0	0								1.10
8	CSp1		1.40	-0.05	-1	0	0								1.35
			9.72												8.06
	Program Components			Factor											
	Composition			1.20	2.50	3.00	2.75								2.75
	Presentation			1.20	2.00	2.50	2.50								2.33
	Skating Skills			1.20	2.50	2.75	3.00								2.75
	Judges Total Program Component Score (factored)														9.40

Deductions	0.00
-------------------	-------------

< Under-rotated jump << Downgraded jump F Fall

Rank	Name	Nation	Starting Number	Total Segment Score	Total Element Score	Program Component Score (factored)	Total Deductions
6	Adael BENZUZ	HOL	3	16.50	7.30	9.20	0.00

#	Executed Elements	Info	Base Value	GOE	J1	J2	J3	J4	J5	J6	J7	J8	J9	Ref	Scores of Panel
1	2S<	<	1.04	-0.49	-4	-5	-5								0.55
2	1F+1A+SEQ		1.60	0.00	0	0	0								1.60
3	CCoSp		0.00	0.00	-	-	-								0.00
4	1A		1.10	0.04	0	1	0								1.14
5	2S<<	F	0.40	-0.20	-5	-5	-5								0.20
6	StSqB		1.50	-0.10	-1	-1	0								1.40
7	1Lz+1Lo		1.10	0.00	0	0	0								1.10
8	CSp1		1.40	-0.09	-1	0	-1								1.31
			8.14												7.30
	Program Components			Factor											
	Composition			1.20	2.50	2.75	2.50								2.58
	Presentation			1.20	2.00	2.50	2.50								2.33
	Skating Skills			1.20	2.50	2.75	3.00								2.75
	Judges Total Program Component Score (factored)														9.20

Deductions	0.00
-------------------	-------------

< Under-rotated jump << Downgraded jump F Fall

printed: 21.05.2026 12:28:24

Cup of Israel 2026. Final

RESULTS


SPRINGS B GIRLS FINAL RESULT

Pl.	Name	Nation	Total Score	FS
1	Shir MARKOVICH Kadima	KAD	25,22	1
2	Shira KORNFELD Ice Dream	ICD	24,65	2
3	Avital KRIACHKO Kadima	KAD	23,29	3

Anna KANTOR ISR

Referee

Printed: 21.05.2026 12:05:16



Daria ALHAMOVA RUS

Technical Controller



SPRINGS B GIRLS

RESULT DETAILS FREE SKATING

Pl.	Name	Nation	Total Segment Score =	Total Element Score +	Tot. Prog. Comp. Score * +	CO	PR	SS	Deduct.		
1	Shir MARKOVICH	KAD	25.22	11.15	14.07	2.83	0.00	2.67	0.00	2.83	0.00
2	Shira KORNFELD	ICD	24.65	9.86	14.79	2.92	0.00	2.83	0.00	3.00	0.00
3	Avital KRIACHKO	KAD	23.29	8.64	14.65	3.00	0.00	2.67	0.00	3.00	0.00

CO = Composition

* = factored score

Printed: 21.05.2026 12:10:57

PR = Presentatyon

SS = Skating Skills

Cup of Israel 2026. Final

SPRINGS B GIRLS FREE SKATING

JUDGES DETAILS PER SKATER

Rank	Name	Nation	Starting Number	Total Segment Score	Total Element Score	Total Program Component Score (factored)	Total Deductions
1	Shir MARKOVICH	KAD	2	25.22	11.15	14.07	0.00

#	Executed Elements	Info	Base Value	GOE	J1	J2	J3	J4	J5	J6	J7	J8	J9	Ref	Scores of Panel
1	2Lo+1A+SEQ		2.80	-0.62	-4	-4	-3								2.18
2	2S		1.30	-0.04	-1	0	0								1.26
3	CSpB		1.10	-0.15	-2	-1	-1								0.95
4	2Lo		1.70	-0.51	-4	-2	-3								1.19
5	ChSq1		3.00	0.17	0	0	1								3.17
6	1Lz+1Lo		1.10	0.00	0	0	0								1.10
7	CCoSp1V	nS	1.50	-0.20	-2	-1	-1								1.30
			12.50												11.15
	Program Components			Factor											
	Composition			1.69	2.50	2.75	3.25								2.83
	Presentatyon			1.69	2.25	2.75	3.00								2.67
	Skating Skills			1.69	2.50	2.75	3.25								2.83
	Judges Total Program Component Score (factored)														14.07

Deductions	0.00
-------------------	-------------

Rank	Name	Nation	Starting Number	Total Segment Score	Total Element Score	Total Program Component Score (factored)	Total Deductions
2	Shira KORNFELD	ICD	3	24.65	9.86	14.79	0.00

#	Executed Elements	Info	Base Value	GOE	J1	J2	J3	J4	J5	J6	J7	J8	J9	Ref	Scores of Panel
1	SSpB		1.10	0.04	0	0	1								1.14
2	2S	F	1.30	-0.65	-5	-5	-5								0.65
3	ChSq1		3.00	0.33	0	1	1								3.33
4	1A		1.10	-0.04	-1	0	0								1.06
5	2S		1.30	-0.35	-2	-3	-3								0.95
6	1F+1Lo		1.00	0.00	0	0	0								1.00
7	CCoSp1		2.00	-0.27	-1	-1	-2								1.73
			10.80												9.86
	Program Components			Factor											
	Composition			1.69	3.00	3.00	2.75								2.92
	Presentatyon			1.69	3.00	2.75	2.75								2.83
	Skating Skills			1.69	2.75	3.00	3.25								3.00
	Judges Total Program Component Score (factored)														14.79

Deductions	0.00
-------------------	-------------

F Fall

Rank	Name	Nation	Starting Number	Total Segment Score	Total Element Score	Total Program Component Score (factored)	Total Deductions
3	Avital KRIACHKO	KAD	1	23.29	8.64	14.65	0.00

#	Executed Elements	Info	Base Value	GOE	J1	J2	J3	J4	J5	J6	J7	J8	J9	Ref	Scores of Panel
1	1Lz!+1A+SEQ	!	1.70	-0.26	-3	-2	-2								1.44
2	1A		1.10	-0.15	-2	-1	-1								0.95
3	CSp		0.00	0.00	-	-	-								0.00
4	ChSq1		3.00	0.17	0	1	0								3.17
5	1Lz+1Lo		1.10	0.00	0	0	0								1.10
6	2S<<	<<	0.40	-0.15	-4	-3	-4								0.25
7	CCoSp1		2.00	-0.27	-1	-1	-2								1.73
			9.30												8.64
	Program Components			Factor											
	Composition			1.69	3.00	3.25	2.75								3.00
	Presentatyon			1.69	2.50	3.00	2.50								2.67
	Skating Skills			1.69	2.75	3.25	3.00								3.00
	Judges Total Program Component Score (factored)														14.65

Deductions	0.00
-------------------	-------------

<< Downgraded jump ! Not clear edge

Cup of Israel 2026. Final

RESULTS


CUBS B GIRLS FINAL RESULT

Pl.	Name	Nation	Total Score	FS
1	Alina BONDAR Ice Dream	ICD	27,35	1
2	Arina FREIDIN Ice Academy	ACA	26,34	2
3	Aleksandra MARTEMIANOV Kadima	KAD	24,98	3
4	Liel PINSKY-WOLSMAN Ice Academy	ACA	23,68	4
5	Elizabeth KERBUNOV Kadima	KAD	16,82	5

Anna KANTOR ISR

Referee

Printed: 21.05.2026 12:11:04



Daria ALHAMOVA RUS

Technical Controller



CUBS B GIRLS

RESULT DETAILS FREE SKATING

Pl.	Name	Nation	Total Segment Score =	Total Element Score +	Tot. Prog. Comp. Score * +	CO	PR	SS	Deduct.		
1	Alina BONDAR	ICD	27.35	11.56	15.79	3.17	0.00	3.00	0.00	3.17	0.00
2	Arina FREIDIN	ACA	26.34	11.26	15.08	2.92	0.00	2.83	0.00	3.17	0.00
3	Aleksandra MARTEMIANOV	KAD	24.98	10.48	14.50	2.83	0.00	2.75	0.00	3.00	0.00
4	Liel PINSKY-WOLSMAN	ACA	23.68	9.18	14.50	3.00	0.00	2.83	0.00	2.75	0.00
5	Elizabeth KERBUNOV	KAD	16.82	4.72	12.10	2.50	0.00	2.08	0.00	2.58	0.00

CO = Composition

* = factored score

Printed: 21.05.2026 12:16:45

PR = Presentation

SS = Skating Skills

Cup of Israel 2026. Final
CUBS B GIRLS FREE SKATING

JUDGES DETAILS PER SKATER

Rank	Name	Nation	Starting Number	Total Segment Score	Total Element Score	Program Component Score (factored)	Total Deductions
1	Alina BONDAR	ICD	4	27.35	11.56	15.79	0.00

#	Executed Elements	Info	Base Value	GOE	J1	J2	J3	J4	J5	J6	J7	J8	J9	Ref	Scores of Panel
1	2S		1.30	-0.26	-2	-1	-3								1.04
2	2S+1T		1.70	-0.13	-1	-1	-1								1.57
3	CCoSp1		2.00	0.00	0	0	0								2.00
4	ChSq1		3.00	0.33	0	1	1								3.33
5	1A		1.10	-0.07	-1	0	-1								1.03
6	1Lz+1A+SEQ	F	1.70	-0.55	-5	-5	-5								1.15
7	CSSpB		1.60	-0.16	-1	-1	-1								1.44
			12.40												11.56
	Program Components			Factor											
	Composition			1.69	3.00	3.25	3.25								3.17
	Presentation			1.69	3.00	3.00	3.00								3.00
	Skating Skills			1.69	3.25	3.00	3.25								3.17
	Judges Total Program Component Score (factored)														15.79

Deductions	0.00
-------------------	-------------

F Fall

Rank	Name	Nation	Starting Number	Total Segment Score	Total Element Score	Program Component Score (factored)	Total Deductions
2	Arina FREIDIN	ACA	5	26.34	11.26	15.08	0.00

#	Executed Elements	Info	Base Value	GOE	J1	J2	J3	J4	J5	J6	J7	J8	J9	Ref	Scores of Panel
1	1A+1Lo<	<	1.50	-0.29	-2	-2	-4								1.21
2	CSpB		1.10	-0.11	-1	0	-2								0.99
3	2F<<	<<	0.50	-0.20	-4	-3	-5								0.30
4	2S		1.30	-0.04	-1	0	0								1.26
5	2S+1A+SEQ		2.40	0.04	0	1	0								2.44
6	ChSq1		3.00	0.33	0	1	1								3.33
7	CCoSp1		2.00	-0.27	-2	-1	-1								1.73
			11.80												11.26
	Program Components			Factor											
	Composition			1.69	2.75	3.25	2.75								2.92
	Presentation			1.69	2.75	3.25	2.50								2.83
	Skating Skills			1.69	3.00	3.50	3.00								3.17
	Judges Total Program Component Score (factored)														15.08

Deductions	0.00
-------------------	-------------

< Under-rotated jump << Downgraded jump

Cup of Israel 2026. Final
CUBS B GIRLS FREE SKATING

JUDGES DETAILS PER SKATER

Rank	Name	Nation	Starting Number	Total Segment Score	Total Element Score	Program Component Score (factored)	Total Deductions
3	Aleksandra MARTEMIANOV	KAD	2	24.98	10.48	14.50	0.00

#	Executed Elements	Info	Base Value	GOE	J1	J2	J3	J4	J5	J6	J7	J8	J9	Ref	Scores of Panel
1	1Lz+1A+SEQ		1.70	-0.15	-2	-1	-1								1.55
2	1A		1.10	-0.11	-1	-1	-1								0.99
3	2S	F	1.30	-0.65	-5	-5	-5								0.65
4	SSpB		1.10	0.11	1	1	1								1.21
5	ChSq1		3.00	0.17	0	0	1								3.17
6	1Lz+1Lo		1.10	0.00	0	0	0								1.10
7	CCoSpB		1.70	0.11	1	1	0								1.81
			11.00												10.48
Program Components				Factor											
Composition				1.69	3.00	2.50	3.00								2.83
Presentation				1.69	3.00	2.50	2.75								2.75
Skating Skills				1.69	3.25	2.50	3.25								3.00
Judges Total Program Component Score (factored)															14.50

Deductions	0.00
-------------------	-------------

F Fall

Rank	Name	Nation	Starting Number	Total Segment Score	Total Element Score	Program Component Score (factored)	Total Deductions
4	Liel PINSKY-WOLSMAN	ACA	3	23.68	9.18	14.50	0.00

#	Executed Elements	Info	Base Value	GOE	J1	J2	J3	J4	J5	J6	J7	J8	J9	Ref	Scores of Panel
1	2S+1Lo		1.80	-0.26	-1	-1	-4								1.54
2	2S+***+1A*	*	1.30	-0.65	-5	-5	-5								0.65
3	CCoSpB		1.70	-0.23	-2	0	-2								1.47
4	1F		0.50	0.00	0	0	0								0.50
5	ChSq1		3.00	0.00	0	0	0								3.00
6	1A		1.10	-0.11	-2	0	-1								0.99
7	CSpB		1.10	-0.07	-1	0	-1								1.03
			10.50												9.18
Program Components				Factor											
Composition				1.69	2.75	3.25	3.00								3.00
Presentation				1.69	2.75	3.00	2.75								2.83
Skating Skills				1.69	2.50	3.00	2.75								2.75
Judges Total Program Component Score (factored)															14.50

Deductions	0.00
-------------------	-------------

* Invalid element

Cup of Israel 2026. Final
CUBS B GIRLS FREE SKATING

JUDGES DETAILS PER SKATER

Rank	Name	Nation	Starting Number	Total Segment Score	Total Element Score	Program Component Score (factored)	Total Deductions
5	Elizabeth KERBUNOV	KAD	1	16.82	4.72	12.10	0.00

#	Executed Elements	Info	Base Value	GOE	J1	J2	J3	J4	J5	J6	J7	J8	J9	Ref	Scores of Panel
1	1F		0.50	0.00	0	0	0								0.50
2	1Lz+1Lo		1.10	-0.02	-1	0	0								1.08
3	SSpB		1.10	-0.04	0	0	-1								1.06
4	ChSq1	F	3.00	-2.50	-5	-5	-5								0.50
5	1F		0.50	0.00	0	0	0								0.50
6	1Lz+1Lo		1.10	-0.02	-1	0	0								1.08
7	CCoSp		0.00	0.00	-	-	-								0.00
			7.30												4.72
	Program Components			Factor											
	Composition			1.69	2.25	2.75	2.50								2.50
	Presentation			1.69	1.50	2.50	2.25								2.08
	Skating Skills			1.69	2.25	2.75	2.75								2.58
	Judges Total Program Component Score (factored)														12.10
	Deductions														0.00

F Fall

printed: 21.05.2026 12:16:48

Cup of Israel 2026. Final

RESULTS


CHICKS B GIRLS FINAL RESULT

Pl.	Name	Nation	Total Score	FS
1	Yevgenia SABILINA Kadima	KAD	19,78	1
2	Eden SMAKAL Ice Holon	HOL	19,48	2
3	Maya LESHCHINSKY Ice Peaks Holon	IPH	18,81	3
4	Alice STRIZHEVSKAYA Ice Dream	ICD	18,05	4

Anna KANTOR ISR

Referee

Printed: 21.05.2026 12:16:52



Daria ALHAMOVA RUS

Technical Controller



CHICKS B GIRLS

RESULT DETAILS FREE SKATING

Pl.	Name	Nation	Total Segment Score =	Total Element Score +	Tot. Prog. Comp. Score * +	CO	PR	SS	Deduct.		
1	Yevgenia SABILINA	KAD	19.78	9.17	10.61	2.75	0.00	2.58	0.00	2.83	0.00
2	Eden SMAKAL	HOL	19.48	8.52	10.96	2.75	0.00	2.92	0.00	2.75	0.00
3	Maya LESHCHINSKY	IPH	18.81	8.30	10.51	2.75	0.00	2.75	0.00	2.58	0.00
4	Alice STRIZHEVSKAYA	ICD	18.05	8.20	9.85	2.58	0.00	2.50	0.00	2.50	0.00

CO = Composition

* = factored score

Printed: 21.05.2026 12:22:33

PR = Presentation

SS = Skating Skills

Cup of Israel 2026. Final

CHICKS B GIRLS FREE SKATING

JUDGES DETAILS PER SKATER

Rank	Name	Nation	Starting Number	Total Segment Score	Total Element Score	Total Program Component Score (factored)	Total Deductions
1	Yevgenia SABILINA	KAD	3	19.78	9.17	10.61	0.00

#	Executed Elements	Info	Base Value	GOE	J1	J2	J3	J4	J5	J6	J7	J8	J9	Ref	Scores of Panel
1	1F		0.50	0.02	0	0	1								0.52
2	1Lz!+1Lo	!	1.10	-0.06	-1	-1	-1								1.04
3	SSpB		1.10	0.07	1	1	0								1.17
4	ChSq1		3.00	0.33	0	1	1								3.33
5	1F		0.50	0.02	0	1	0								0.52
6	1Lz!+1Lo	!	1.10	-0.06	-1	-1	-1								1.04
7	CUSpB		1.50	0.05	1	0	0								1.55
			8.80												9.17
Program Components				Factor											
Composition				1.30	2.75	2.50	3.00								2.75
Presentation				1.30	2.50	2.50	2.75								2.58
Skating Skills				1.30	2.75	2.50	3.25								2.83
Judges Total Program Component Score (factored)															10.61

Deductions	0.00
-------------------	-------------

! Not clear edge

Rank	Name	Nation	Starting Number	Total Segment Score	Total Element Score	Total Program Component Score (factored)	Total Deductions
2	Eden SMAKAL	HOL	4	19.48	8.52	10.96	0.00

#	Executed Elements	Info	Base Value	GOE	J1	J2	J3	J4	J5	J6	J7	J8	J9	Ref	Scores of Panel
1	1F+1Lo		1.00	0.02	0	1	0								1.02
2	SSpB		1.10	0.04	0	1	0								1.14
3	1Lz		0.60	0.02	0	1	0								0.62
4	ChSq1		3.00	0.17	0	1	0								3.17
5	1F+1Lo		1.00	0.02	0	1	0								1.02
6	1Lz		0.60	0.00	0	0	0								0.60
7	CSpB		1.10	-0.15	-2	-1	-1								0.95
			8.40												8.52
Program Components				Factor											
Composition				1.30	2.75	2.75	2.75								2.75
Presentation				1.30	3.00	3.00	2.75								2.92
Skating Skills				1.30	2.50	2.75	3.00								2.75
Judges Total Program Component Score (factored)															10.96

Deductions	0.00
-------------------	-------------

Rank	Name	Nation	Starting Number	Total Segment Score	Total Element Score	Total Program Component Score (factored)	Total Deductions
3	Maya LESHCHINSKY	IPH	1	18.81	8.30	10.51	0.00

#	Executed Elements	Info	Base Value	GOE	J1	J2	J3	J4	J5	J6	J7	J8	J9	Ref	Scores of Panel
1	1Lz+1Lo		1.10	0.00	0	0	0								1.10
2	USpB		1.00	0.00	0	0	0								1.00
3	1F		0.50	0.00	0	0	0								0.50
4	1Lz+1Lo<	<	1.00	-0.14	-2	-2	-3								0.86
5	ChSq1		3.00	0.17	0	0	1								3.17
6	1F		0.50	0.03	0	1	1								0.53
7	SSpB		1.10	0.04	0	1	0								1.14
			8.20												8.30
Program Components				Factor											
Composition				1.30	2.75	2.25	3.25								2.75
Presentation				1.30	3.00	2.25	3.00								2.75
Skating Skills				1.30	2.50	2.00	3.25								2.58
Judges Total Program Component Score (factored)															10.51

Deductions	0.00
-------------------	-------------

< Under-rotated jump

Cup of Israel 2026. Final
CHICKS B GIRLS FREE SKATING

JUDGES DETAILS PER SKATER

Rank	Name	Nation	Starting Number	Total Segment Score	Total Element Score	Program Score (factored)	Total Component Score (factored)	Total Deductions
4	Alice STRIZHEVSKAYA	ICD	2	18.05	8.20		9.85	0.00

#	Executed Elements	Info	Base Value	GOE	J1	J2	J3	J4	J5	J6	J7	J8	J9	Ref	Scores of Panel
1	1Lz+1Lo	F	1.10	-0.30	-5	-5	-5								0.80
2	1F+1Lo		1.00	0.02	0	1	0								1.02
3	ChSq1		3.00	0.17	0	0	1								3.17
4	1F		0.50	0.02	0	1	0								0.52
5	CCoSpBV	nC	1.28	-0.17	-2	-1	-1								1.11
6	1Lz		0.60	-0.02	-1	0	0								0.58
7	USpB		1.00	0.00	0	0	0								1.00
			8.48												8.20
	Program Components			Factor											
	Composition			1.30	2.75	2.25	2.75								2.58
	Presentation			1.30	2.75	2.25	2.50								2.50
	Skating Skills			1.30	2.25	2.25	3.00								2.50
	Judges Total Program Component Score (factored)														9.85
	Deductions														0.00

F Fall

printed: 21.05.2026 12:22:36